


Polokwane Municipality

Mid-Year Budget and Performance Assessment Report

1st July 2023– 31st December 2023



The Ultimate in Innovation and Sustainable Development



Contents

1. Purpose of the Mid-Year Report	4
2. Legislative Background	4
3. Indigent Support	6
4. Budget Performance Analysis	6
4.1. Revenue.....	6
4.1.1. The Actual Performance against the forecast.....	6
4.2. Expenditure	8
4.2.1. Actual Performance Expenditure	8
4.3. Expenditure management.....	9
4.4 Capital Expenditure Programme.....	9
4.4.1 Actual Capital Performance	9
5. Overall Challenges.....	34
5 Staff Expenditure.....	34
6 Supply Chain Management	34
7 Debtors Analysis.....	35
8 Councillors on arrears on their Municipal Accounts.....	35
9 Creditors, Borrowings and Finance Leases	35
10 Consideration of Key Ratios (Performance Indicators).....	36
11 Gearing Ratio.....	36
12 Current Ratio.....	36
13 Electricity distribution losses (Energy Services).....	36
14 Water distribution losses (Water Services)	37
15 Debtors' collection rate	37
16 Grant Funding (Actual)	38
17 Application for Roll-Over	38
18 Institutional Performance Report as per the Service Delivery and Budget and Implementation Plan for the first half of the year.....	39
19 Summary of Mid-Year Performance per Key Performance Areas:	39
20 Summary of Mid-Year Performance: Capital Works Plan.....	39
21 Human Resources Development.....	40
22 Past Year's Annual Report (2022/23) and Progress on Resolving Problems Identified in the Annual Report.....	40
23. Polokwane Housing Association Performance Mid-Year Budget and Assessment.....	41
23.1 Revenue.....	41

23.2.1 Employee Related Cost and Remuneration of Board Directors 44

23.2.3 General Expenditure..... 44

24 Recommendations from the Accounting Officer..... 46

Annexure A: Detailed Progress Report on Key Performance Indicators..... 47

1. Purpose of the Mid-Year Report

The purpose of this report is to comply with Section 52 (d) and Section 72 of the Municipal Finance Management Act 56 of 2003, and Section 33 of the Municipal Budget and Reporting Regulations as promulgated in the Government Gazette No 32, 141 of April 2009, which requires the municipality to conduct an assessment of its performance for the first half of the financial. The assessment must include financial and non-financial affairs and report be submitted to the municipal council and to sector departments.

2. Legislative Background

Section 72 of the Local Government Municipal Finance Management Act, Act No. 56 of 2003 (MFMA) provides that the Accounting Officer must by 25 January of each year assess the budget and performance of the municipality during the first half of the financial year. An assessment report in accordance with Section 72(1) (b) of the MFMA be submitted to the Mayor, Provincial Treasury and National Treasury. The assessment report must detail how the municipality has performed in terms of its revenue collection and budget implementation. Furthermore, the assessment needs to detail how the municipality has performed in terms of its service delivery targets as documented in the approved Service Delivery and Budget Implementation Plan. The Mayor needs to consider the report and submit the report to Council by 31 January in terms of Section 54 of the MFMA. The mayor's report to council must have recommendations on whether the budget adjustments will have to be tabled in council.

2.1. State of the Municipality's Finance

2.1.1. Short term viability and Long term viability

The National Treasury uses 13 indicators to assess long term viability. In order to be viable in the long term, the Treasury requires municipality's' to meet at least 7 indicators with meeting the norm of the two liquidity ratios at the same i.e. current ratio and cash coverage ratio.

The municipality has met 10 indicators as tabulated below. The current ratio was achieved while the municipality falls short of the cash coverage ratio. The cash coverage ratio essentially measures the cash reserves available to meet fixed commitments in the event that the revenue projections do not materialise.

Therefore, it is essential that all SBUs contained their costs within the allocated budget while finding innovative measures to save costs. All relevant revenue generating SBUs will have to ensure that the revenue base is increased by eliminating the challenges preventing revenue

generation. These indicators will serve as a cornerstone to our budgeting principles and will be closely monitored.

The emphasis going forward will be budgeting for a cash surplus (revenue generation and cost containment/efficiencies) to ensure that the cash coverage ratio is met within the norm as this is the only ratio that is preventing us from being categorized financial viable in the long term.

SHORT-TERM & LONG-TERM FINANCIAL SUSTAINABILITY					Status
Category	Indicator No	Indicator	Norm	2022/23	
FUNDING COMPLIANCE	1	Cash equivalent position	Positive situation	Yes	Compliant
	2	Cash less applications	Funded position	Yes	Compliant
	3	Cash coverage	1 to 3 months	0,61	Non-Compliant
ASSET MANAGEMENT AND SUSTAINABILITY	4	Repairs and Maintenance	8%	82%	Compliant
	5	Asset renewal/rehabilitation expenditure	40% of CAPEX	0%	Compliant
	6	Asset renewal/depreciation	100%	38%	Non-Compliant
	7	Total CAPEX as percentage of total expenditure	10%-20% of total capex	14%	Compliant
	8	Liquidity ratio	1	0.62	Compliant
	9	Debtors days	30	63	Non-Compliant
ASSET/LIABILITY RATIOS	10	Creditors days	30	30	Compliant
	11	Debt vs total operating revenue	45%	7%	Compliant
	12	Current ratio	1.5	1.24	Compliant
	13	Solvency ratio	1'1	8,5:1	Compliant

Compliant 10
 Non-compliant 3
 Total indicators 13

3. Indigent Support

The municipality has made a total budget of **R 15 250 248 million** as part of indigent and social package alleviation programme to the community of Polokwane Municipality who are deserving. Further to the subsidy, the indigents balances prior to qualifying as indigents are written off. Indigents household meters are to be on prepaid mode to avoid over usage that cannot be paid over the subsidy.

The municipality is further reviewing the indigent register with the intention of ensuring only valid applicants receive indigent benefits. Those that don't qualify or no longer qualify will be subject to the Council approved tariffs for services rendered.

4. Budget Performance Analysis

4.1. Revenue

4.1.1. The Actual Performance against the forecast

The financial results for the period ending 31 December 2023 are summarised as follows:

Actual revenue billed which includes grants and other direct income as at 31 December 2023 amounts to **R 2 897 791 478 (51%)** of the original budget of **R 5 650 406 865**. Past performance as at December 2022 (2022/23) **R 2 339 893 757 (45%)**.

Revenue by source

Description	2022/23	2023/24			
	Audited Outcome	Total Budget	Monthly Actual	Year to date Actuals	%
Exchange Revenue	1 996 974 238	2 682 340 470	211 775 165	1 106 714 911	41 %
Agency Services	23 554 336	31 873 566	3 553 800	13 386 483	42 %
Interest Dividend and Rent on Land	114 331 566	110 233 921	15 660 275	97 212 709	88 %
Licences or Permits	13 788 739	14 097 901	14 910 097	17 433 384	124 %
Operational Revenue	41 536 510	39 040 845	1 009 731	5 638 558	14 %
Rental from Fixed Assets	34 557 460	12 511 900	20 952 453	5 270 583	42 %
Sales of Goods and Rendering of Services	26 360 476	14 186 610	1 276 746	11 899 741	84 %

Electricity	1 180 205 665	1 820 600 637	94 083 175	663 632 101	36 %
Waste management	141 795 082	141 640 330	12 313 976	74 596 404	53 %
Wastewater management	156 210 029	147 318 730	12 829 524	84 418 690	57 %
Water	264 634 375	350 836 030	35 185 388	133 226 258	38 %
Non-exchange Revenue	2 672 856 773	2 968 066 395	591 000 322	1 791 076 567	60 %
Fines Penalties and Forfeits	42 451 266	42 049 228	2 044 091	22 096 664	53 %
Interest Dividend and Rent on Land	40 925 649	22 323 481	-	-	0%
Licences or permits	-	441 217	-	249	0%
Property Rates by Usage	573 341 488	622 442 469	49 379 079	295 630 392	47 %
Transfers and Subsidies	2 016 138 370	2 280 810 000	539 577 152	1 473 349 262	65 %
Total Revenue	4 669 831 011	5 650 406 865	802 775 488	2 897 791 478	51 %

The reasons for variances are tabled as follows:

Revenue Source	Reasons for variances
Agency Services	The underperformance of the agency fees can be explained by a percentage of the over performance in licences and permits. The account is corrected once the monthly audit by Department of Transport is complete.
Rental from Fixed Assets	The decrease is due to the rental reversal of the development called Motor City. The municipality started billing rental in terms of the service level agreement whereas there was an addendum that changes the effective dates nullifying all rental levies prior to the new effective date.
Service charges – Electricity	The reason for the decrease is attributable to consumers using alternative energy and load shedding.
Service charges – Water	This is due to dilapidated state of bulk water meters. Water is supplied but not measured as required by law resulting in water revenue loss.
Property Rates	This is due to property valuation roll adjustments where the Municipality ensure that the property categories on the valuation roll are the same as the category on site and that property valuation is market related as prescribed by the Local Government. Adjusting

Revenue Source	Reasons for variances
	and reconciling the valuation roll to land parcels decreases the property rates.

4.2. Expenditure

4.2.1. Actual Performance Expenditure

Operating expenditure for the period ended December 2023 amounts of R 2 927 505 000 is (64%) against original budget of R 4 550 034 000. Past performance as at December 2022 (2022/23) R 1 969 910 556 (47%).

Description	2022/23	2023/24			%
	Audited Outcome	Original Budget	Month Actual	YTD Actual	
Employee related costs	1 072 016	1 258 954	89 736	415 538	43%
Remuneration of councillors	41 384	43 514	3 769	616 22	52%
Debt impairment	324 015	272 220	10 947	683 65	24%
Depreciation & asset impairment	723 166	272 220	175 754	1 054 527	387%
Finance charges	57 837	44 535	(3)	(19)	0%
Bulk purchases	856 611	1 162 130	90 257	541 541	47%
Other materials	225 857	336 483	16 073	439 96	29%
Contracted services	840 315	839 992	71 748	487 430	51%
Transfers and subsidies	9 671	11 622	1 359	155 8	70%
Other expenditure	258 345	308 363	29 443	661 176	57%
Loss on disposal of PPE	583 010	-	(1 167)	(7 000)	
Total Expenditure	4 992 228	4 550 034	487 917	2 927 505	64%

The reasons for variances are tables as follows:

Expenditure by Type	Reasons for variance
Employee related cost	The variance is due to vacant posts that have been budgeted for and not yet filled.
Bulk Purchases	The reason for the decrease is attributable to consumers using alternative energy and load shedding, as a result bulk purchase expenditure decreased.
Bad debts written off	The finals assessment of debtors is done at year end in line with accounting policies.
Depreciation	The total depreciation calculations is performed and assessed at year end in line with accounting policies.
Finance charges	Payments are bi-annual. Payments are made in December and July of each year.
Grants & Subsidies Paid	This expenditure is dependent on needs and requirements of PHA. Tranches are transferred on request.
Other Materials	This expenditure is dependent on needs and requirements of departments for materials.
Contracted Services	Contracted services remained in line with budget. All directorates have compiled a cash flow activity plan to manage contracted services and are required implement a plan to utilize more internal staff and find other cost-effective methods to contain costs e.g. a consultant reduction plan.

4.3. Expenditure management

All creditors were current and not overdue with utilities paid on time up to the mid-year. The BTO reached its milestone by paying all its creditors within 30 days.

However, it should be noted that the high fuel costs and the enormous increases by the utilities will have a significant impact on expenditure and the possibility of paying creditors within 30 days.

4.4 Capital Expenditure Programme

4.4.1 Actual Capital Performance

The capital budget funding breakdown as at 31 December 2023 is tabulated as follows:

MULTI YEAR CAPITAL BUDGET SEGMENT DESCRIPTIONS	ORIGINAL BUDGET 2023/24 (INCL. TRANSFER OF FUNDS)			YEAR TO DATE TOTAL ACTUAL			Percentage Spent	Prior year percentages (same period)
	TOTAL EXCL. VAT	VAT	TOTAL	TOTAL EXCL. VAT	VAT	TOTAL		
Integrated Urban Development Grant	248 745 546	37 311 832	286 057 378	153 832 097	23 074 815	176 906 911	62%	17%
Public Transport Network Grant	114 329 685	17 149 453	131 479 138	21 424 358	3 213 654	24 638 012	19%	21%
Neighbourhood Development Grant	27 972 173	4 195 826	32 167 999	15 667 944	2 350 192	18 018 136	56%	2%
Water Services Infrastructure Grant	63 217 391	9 482 609	72 700 000	32 695 168	4 904 275	37 599 443	52%	18%
Regional Bulk Infrastructure Grant	140 468 695	21 070 304	161 538 999	118 868 326	17 830 249	136 698 575	85%	4%
Integrated National Electrification Programme Grant	14 922 609	2 238 391	17 161 000	1 581 417	237 212	1 818 629	11%	8%
Energy Efficiency and Demand Side Management Grant	3 478 261	521 739	4 000 000	421 909	63 286	485 195	12%	1%
Municipal Disaster Relief Grant	-	-	-	2 504 971	375 746	2 880 716	0%	0%
Total DoRA Allocations	613 134 360	91 970 154	705 104 514	346 996 189	52 049 428	399 045 618	57%	14%
Capital Replacement Reserve	184 104 482	27 615 672	211 720 155	58 426 698	8 764 005	67 190 703	32%	18%
TOTAL FUNDING	797 238 843	119 585 826	916 824 669	405 422 888	60 813 433	466 236 321	51%	15%

* Detailed Capital programme (Appendix A)

MULTI YEAR CAPITAL BUDGET SEGMENT DESCRIPTIONS	Funding Source	ORIGINAL BUDGET 2023/24		TRANSFER OF FUNDS (FROM ORIGINAL BUDGET)	ORIGINAL BUDGET 2023/24 (with TRANSFER OF FUNDS)		DECEMBER 2023			YEAR TO DATE TOTAL ACTUAL			%Spent	
		TOTAL EXCL. VAT	TOTAL EXCL. VAT		TOTAL EXCL. VAT	TOTAL EXCL. VAT	TOTAL	TOTAL EXCL. VAT	TOTAL	TOTAL EXCL. VAT	TOTAL	TOTAL EXCL. VAT		TOTAL
Roads & Stormwater - Transport Services														
WIP Rehabilitation of streets in Seshego Cluster (Vukuphile)323	CRR	320 036	320 036	-	320 036	-	-	-	-	-	-	-	-	0%
WIP Upgrading of storm water system in municipal area (Vukuphil	CRR	287 213	287 213	-	287 213	-	-	-	-	-	-	-	-	0%
WIP Refurbishment of Street Names Boards	CRR	405 945	405 945	-	405 945	-	-	-	218 453	32 768	251 221	-	-	54%
Upgrading of Storm Water in Seshego	CRR	291 902	291 902	-	291 902	-	-	-	-	-	-	-	-	0%
Roads 20 ton Excavator	CRR	2 367 693	2 367 693	-	2 367 693	-	-	-	-	-	-	-	-	0%
Roads 4 Ton Truck	CRR	2 403 939	2 403 939	-	2 403 939	1 415 263	212 289	1 627 552	2 129 560	319 434	2 448 993	-	-	89%
Roads Motor Grader 6x4	CRR	5 153 307	5 153 307	-	5 153 307	1 095 791	164 369	1 260 160	5 026 961	754 044	5 781 005	-	-	98%
WIP Construction of Non-Motorised Transport	CRR	4 420 174	4 420 174	-	4 420 174	-	-	-	4 419 569	662 935	5 082 504	-	-	100%
Refurbishment of Damaged Road signage in the City	CRR	301 279	301 279	-	301 279	-	-	-	180 000	27 000	207 000	-	-	60%

MULTI YEAR CAPITAL BUDGET SEGMENT DESCRIPTIONS	Funding Source	ORIGINAL BUDGET 2023/24		TRANSFER OF FUNDS (FROM ORIGINAL BUDGET)	ORIGINAL BUDGET 2023/24 (with TRANSFER OF FUNDS)		DECEMBER 2023				YEAR TO DATE TOTAL ACTUAL				%Spent	
		TOTAL EXCL. VAT	TOTAL EXCL. VAT		TOTAL EXCL. VAT	TOTAL EXCL. VAT	TOTAL EXCL. VAT	VAT	TOTAL	TOTAL EXCL. VAT	VAT	TOTAL	TOTAL EXCL. VAT	VAT		TOTAL
WIP Upgrading of road from Ralema primary school via Krukutje	IUDG	3 780 718	-	-	3 780 718	-	-	-	-	-	-	-	-	-	-	0%
WIP Construction of Storm Water in Ga Semenyva3230	IUDG	2 937 618	-	-	2 937 618	-	-	-	-	-	-	-	-	-	-	0%
Tairing of Road from Tshebela to Moshate	IUDG	4 536 862	-	-	4 536 862	-	-	-	-	-	-	-	-	-	-	0%
WIP Upgrading of Storm water Channel at Thutu Street at Seshego zone 4	IUDG	756 143	-756 143	-	-	-	-	-	-	-	-	-	-	-	-	0%
Rehabilitation of Crescent and Orient drive in Nirvana	IUDG	1 814 745	-	-	1 814 745	-	-	-	-	-	-	-	-	-	-	0%
WIP Upgrading of Storm Water in Sterpar	IUDG	2 268 431	-2 268 431	-	-	-	-	-	-	-	-	-	-	-	-	0%
Paving of internal streets in Mountain view	IUDG	1 739 130	-1 739 130	-	-	-	-	-	-	-	-	-	-	-	-	0%
Paving of internal ring roads to University road in Toronto	IUDG	1 304 348	-1 304 348	-	-	-	-	-	-	-	-	-	-	-	-	0%
Paving of internal street from Solomondale to D3997 (ward 32)	IUDG	3 024 575	-3 024 575	-	-	-	-	-	-	-	-	-	-	-	-	0%
Paving of AKI streets in RDP section SDA1 (Lithuil)	IUDG	2 050 662	-	-	2 050 662	-	-	-	-	-	-	1 331 630	199 744	1 531 374	65%	

MULTI YEAR CAPITAL BUDGET SEGMENT DESCRIPTIONS	Funding Source	ORIGINAL BUDGET 2023/24		TRANSFER OF FUNDS (FROM ORIGINAL BUDGET)	ORIGINAL BUDGET 2023/24 (with TRANSFER OF FUNDS)		DECEMBER 2023				YEAR TO DATE TOTAL ACTUAL				%Spent
		TOTAL EXCL. VAT	TOTAL EXCL. VAT		TOTAL EXCL. VAT	TOTAL EXCL. VAT	TOTAL EXCL. VAT	TOTAL EXCL. VAT	TOTAL EXCL. VAT	TOTAL EXCL. VAT	TOTAL EXCL. VAT	TOTAL EXCL. VAT	TOTAL EXCL. VAT	TOTAL EXCL. VAT	
Paving of 54th and 58th avenue in Seshego Zone 2	IUDG	3 780 718	3 780 718	-	3 780 718	889 795	133 469	1 023 264	556 390	3 709 265	110 451	1 240 196	186 029	4 265 655	98%
Planning for Paving of internal streets in Seshego Zone 1	IUDG	4 626 888	4 626 888	-	4 626 888	-	-	-	-	1 240 196	-	-	-	1 426 226	27%
Paving of internal streets at Mankgalle	IUDG	5 293 006	5 293 006	-869 564	4 423 442	565 460	84 819	650 279	736 339	110 451	-	-	-	846 790	17%
Paving of internal street connecting 137th and Helen Joseph roads in Seshego Zone	IUDG	6 049 149	6 049 149	-	6 049 149	-	-	-	-	521 764	-	-	-	600 028	9%
Paving of 57th street in Seshego Zone 4	IUDG	5 293 006	5 293 006	-	5 293 006	2 241 045	336 157	2 577 202	441 946	2 946 306	-	-	-	3 388 252	56%
Paving of 67th	IUDG	5 293 006	5 293 006	-	5 293 006	-	-	-	260 085	1 733 900	-	-	-	1 993 985	33%
Paving of internal street from the hostel to Oliver Tambo road in Seshego Zone 6	IUDG	5 293 006	5 293 006	-	5 293 006	-	-	-	423 374	2 822 491	-	-	-	3 245 865	53%
Planning for Paving of internal streets in Seshego Zone 5	IUDG	5 293 006	5 293 006	-	5 293 006	-	-	-	785 342	5 235 613	-	-	-	6 020 955	99%
Paving of Cebio and Lemur streets in Westernburg RDP Section Phase 2	IUDG	6 049 149	6 049 149	-1 456 820	4 592 329	610 700	91 605	702 305	91 605	610 700	-	-	-	702 305	13%

MULTI YEAR CAPITAL BUDGET SEGMENT DESCRIPTIONS	Funding Source	ORIGINAL BUDGET 2023/24		TRANSFER OF FUNDS (FROM ORIGINAL BUDGET)	ORIGINAL BUDGET 2023/24 (with TRANSFER OF FUNDS)	DECEMBER 2023				YEAR TO DATE TOTAL ACTUAL				%Spent	
		TOTAL EXCL. VAT	TOTAL EXCL. VAT			TOTAL EXCL. VAT	TOTAL EXCL. VAT	TOTAL EXCL. VAT	TOTAL EXCL. VAT	TOTAL EXCL. VAT	TOTAL EXCL. VAT	TOTAL EXCL. VAT	TOTAL EXCL. VAT		
															TOTAL
WIP Upgrading of arterial road from Ditsshweneng to Maja Moshate	IUDG	2 823 063	2 823 063	-	2 823 063	496 684	496 684	74 503	74 503	571 187	571 187	74 503	74 503	571 187	18%
Paving of internal street in Gadikgale (Moshate)	IUDG	869 565	869 565	-869 564	1	-	-	-	-	-	-	-	-	-	0%
WIP Upgrading of stormwater in Polokwane Ext 76	IUDG	1 512 287	1 512 287	-950 648	561 639	348 138	348 138	52 221	52 221	400 358	400 358	52 221	52 221	400 358	62%
Paving of internal street in Molejje Ga-Makibelo to Hlahla ring road(ward 38)	IUDG	3 024 575	3 024 575	-1 920 160	1 104 415	729 068	729 068	109 360	109 360	838 428	838 428	109 360	109 360	838 428	66%
Upgrading of streets in Nirvana extension	IUDG	3 478 261	3 478 261	-	3 478 261	-	-	-	-	-	-	-	-	-	0%
Paving of streets in Sebayeng /Dikgale Cluster (Ward 29) Pa	IUDG	4 347 826	4 347 826	-	4 347 826	619 178	619 178	92 877	92 877	712 055	712 055	92 877	92 877	712 055	14%
Paving of internal streets in Seshego Cluster (Ward 14)	IUDG	4 347 826	4 347 826	-	4 347 826	446 380	446 380	66 957	66 957	513 338	513 338	301 132	301 132	2 308 677	46%
Paving of streets in Aganang Cluster (Ward 45) Paving of in	IUDG	4 347 826	4 347 826	-	4 347 826	438 750	438 750	65 813	65 813	504 563	504 563	65 813	65 813	504 563	10%

MULTI YEAR CAPITAL BUDGET SEGMENT DESCRIPTIONS	Funding Source	ORIGINAL BUDGET 2023/24		TRANSFER OF FUNDS (FROM ORIGINAL BUDGET)	ORIGINAL BUDGET 2023/24 (with TRANSFER OF FUNDS)		DECEMBER 2023				YEAR TO DATE TOTAL ACTUAL				%Spent	
		TOTAL EXCL. VAT			TOTAL EXCL. VAT		TOTAL EXCL. VAT		TOTAL EXCL. VAT		TOTAL EXCL. VAT		TOTAL EXCL. VAT			
		TOTAL EXCL. VAT	TOTAL EXCL. VAT		TOTAL EXCL. VAT	TOTAL EXCL. VAT	TOTAL EXCL. VAT	TOTAL EXCL. VAT	TOTAL EXCL. VAT	TOTAL EXCL. VAT	TOTAL EXCL. VAT	TOTAL EXCL. VAT	TOTAL EXCL. VAT	TOTAL EXCL. VAT		
Paving of streets in Mankweng Cluster(Ward 7 and 27) Paving	IUDG	4 347 826	4 347 826	-	4 347 826	4 347 826	-	-	-	-	-	-	-	-	-	0%
Paving of streets in Moleletje Cluster (ward 35) (Paving of	IUDG	4 347 826	4 347 826	-	4 347 826	4 347 826	-	-	-	-	-	-	-	-	-	0%
Paving of streets in SDA1 (Paving of Dwaars Street connection	IUDG	4 347 826	4 347 826	-	4 347 826	4 347 826	-	-	-	735 359	110 304	845 663	735 359	110 304	845 663	17%
3240 LINING OF EARTH CHANNEL BUIE CLINIC	MDRG						1 080 202	162 030	1 242 232	2 504 971	375 746	2 880 716	2 504 971	375 746	2 880 716	0%
Construction of Safe Hub	NDPG	869 565	869 565	-	869 565	869 565	-	-	-	-	-	-	-	-	-	0%
Construction of Access Roads	NDPG	869 565	869 565	-	869 565	869 565	-	-	-	-	-	-	-	-	-	0%
WIP Hospital view additional roads	NDPG	4 559 409	4 559 409	412 790	4 972 199	4 972 199	913 592	137 039	1 050 631	4 972 191	745 829	5 718 020	4 972 191	745 829	5 718 020	100%
WIP Nelson Mandela Bo-okelo Crossing	NDPG	10 592 187	10 592 187	-412 790	10 179 397	10 179 397	2 666 995	400 049	3 067 044	4 416 861	662 529	5 079 390	4 416 861	662 529	5 079 390	43%
WIP Stormwater Canal	NDPG	11 081 447	11 081 447	-	11 081 447	11 081 447	2 749 081	412 362	3 161 443	6 278 892	941 834	7 220 726	6 278 892	941 834	7 220 726	57%

MULTI YEAR CAPITAL BUDGET SEGMENT DESCRIPTIONS	Funding Source	ORIGINAL BUDGET 2023/24	TRANSFER OF FUNDS (FROM ORIGINAL BUDGET)	ORIGINAL BUDGET 2023/24 (with TRANSFER OF FUNDS)	DECEMBER 2023			YEAR TO DATE TOTAL ACTUAL			%Spent
		TOTAL EXCL. VAT		TOTAL EXCL. VAT	TOTAL EXCL. VAT	VAT	TOTAL	TOTAL EXCL. VAT	VAT	TOTAL	
Total Roads & Stormwater -Transport Services		152 902 534	-15 159 383	137 743 151	17 306 120	2 595 918	19 902 038	56 410 382	8 461 557	64 871 940	41%
Water Supply and reticulation - Water and Sanitation Services											
Water 1 X TLB Bobcat	CRR	650 000	-100 000	550 000	-	-	-	-	-	-	0%
Water 2X Double Cab 4x4 Diesel LDV 2.2lt or 110kw Upwards	CRR	2 400 000	-2 400 000	-	-	-	-	-	-	-	0%
Water 15X Double Cab 4x2 Diesel LDV 2.2lt or 110kw Upwards (with police type ca	CRR	7 500 000	-7 500 000	-	-	-	-	-	-	-	0%
Installation of Prepaid Water Meters at Mankweng ward 25 and 26	CRR	1 295 399	-1 295 399	-	-	-	-	-	-	-	0%
Water Tractor 4 x 4 with grass slasher	CRR	1 500 000	-1 500 000	-	-	-	-	-	-	-	0%
Acquisition of Water Tankers	CRR	-	17 795 399	17 795 399	8 190 739	1 228 611	9 419 350	16 550 663	2 482 599	19 033 263	93%
Drilling of Boreholes at (Disteneng)	IUDG	2 173 913	365 000	2 538 913	2 537 923	380 688	2 918 612	2 537 923	380 688	2 918 612	100%

MULTI YEAR CAPITAL BUDGET SEGMENT DESCRIPTIONS	Funding Source	ORIGINAL BUDGET 2023/24		TRANSFER OF FUNDS (FROM ORIGINAL BUDGET)	ORIGINAL BUDGET 2023/24 (with TRANSFER OF FUNDS)	DECEMBER 2023			YEAR TO DATE TOTAL ACTUAL			%Spent
		TOTAL EXCL. VAT	TOTAL EXCL. VAT			TOTAL EXCL. VAT	TOTAL EXCL. VAT	TOTAL EXCL. VAT	TOTAL EXCL. VAT	TOTAL EXCL. VAT		
WIP Aganang RWS (2) (Maholai and Rammetloana ceres and Sechaba	IUDG	11 860 670	10 320 870		22 181 540	6 947 012	1 042 052	7 989 064	21 475 562	3 221 334	24 696 896	97%
WIP Mashashane Water Works33600	IUDG	9 510 397	3 206 460		12 716 857	1 248 252	187 238	1 435 489	12 341 178	1 851 177	14 192 354	97%
WIP Mankweng RWS phase 1033600	IUDG	3 780 718	-2 620 160		1 160 558	1 160 557	174 084	1 334 640	1 160 557	174 084	1 334 640	100%
WIP Boyne RWS phase 1033600	IUDG	8 998 110	-518 660		8 479 450	2 613 857	392 079	3 005 936	8 479 446	1 271 917	9 751 363	100%
WIP Laastehoop RWS phase 1033600	IUDG	3 780 718	-2 330 500		1 450 218	-	-	-	1 424 086	213 613	1 637 699	98%
Houtriver RWS	IUDG	7 901 702	-186 000		7 715 702	-	-	-	7 173 951	1 076 093	8 250 044	93%
WIP Chuene Meja RWS phase 933600	IUDG	8 998 110	-		8 998 110	158 510	23 776	182 286	7 312 841	1 096 926	8 409 767	81%
WIP Sebayeng/Dikgale RWS 233600	IUDG	5 293 006	-4 000 000		1 293 006	-	-	-	-	-	-	0%
WIP Molejtie East RWS 233600	IUDG	7 513 043	-373 490		7 139 553	831 758	124 764	956 521	6 833 912	1 025 087	7 858 999	96%
WIP Mothapo RWS33600	IUDG	8 771 267	12 000 000		20 771 267	12 002 492	1 800 374	13 802 866	17 853 681	2 678 052	20 531 733	86%
WIP Molepo RWS phase 1033600	IUDG	8 998 110	-394 354		8 603 756	2 602 383	390 357	2 992 741	8 417 748	1 262 662	9 680 410	98%

MULTI YEAR CAPITAL BUDGET SEGMENT DESCRIPTIONS	Funding Source	ORIGINAL BUDGET 2023/24		TRANSFER OF FUNDS (FROM ORIGINAL BUDGET)	ORIGINAL BUDGET 2023/24 (with TRANSFER OF FUNDS)		DECEMBER 2023				YEAR TO DATE TOTAL ACTUAL				%Spent
		TOTAL EXCL. VAT	TOTAL EXCL. VAT		TOTAL EXCL. VAT	TOTAL EXCL. VAT	TOTAL EXCL. VAT	TOTAL EXCL. VAT	TOTAL EXCL. VAT	TOTAL EXCL. VAT	TOTAL EXCL. VAT	TOTAL EXCL. VAT	TOTAL EXCL. VAT	TOTAL EXCL. VAT	
WIP Olifantspoort RWS (Mimotong wa Perekisi) 233600	IUDG	9 396 976	-	-	9 396 976	1 176 217	176 433	1 352 650	176 433	8 703 058	1 305 459	10 008 517	93%		
Refurbishment of Mankweng WWTPW	IUDG	-	9 125 000	9 125 000	-	-	-	-	-	9 124 941	1 368 741	10 493 683	100%		
Polokwane Bulk Water Supply	RBIG	43 997 391	-	-	43 997 391	-1 389 015	-208 352	-1 597 367	-208 352	20 443 217	3 066 483	23 509 699	46%		
WIP Badimong RWS phase 1033600	WSIG	2 608 696	-	-	2 608 696	-	-	-	-	1 128 051	169 208	1 297 259	43%		
Thakgalang Rural Sanitation Phase 1	WSIG	8 695 652	-	-	8 695 652	841 627	126 244	967 871	126 244	6 610 030	991 504	7 601 534	76%		
WIP Molefije North RWS33600	WSIG	5 293 006	8 000 000	8 000 000	13 293 006	2 443 097	366 465	2 809 561	366 465	11 327 960	1 699 194	13 027 154	85%		
WIP Molefije South RWS33600	WSIG	9 587 901	-8 000 000	-8 000 000	1 587 901	-	-	-	-	-	-	-	0%		
Kalkspruit Water Supply(Aganang)	WSIG	2 476 370	3 000 000	3 000 000	5 476 370	1 730 668	259 600	1 990 268	259 600	2 666 983	400 047	3 067 030	49%		
WIP Bakone RWS	WSIG	11 871 456	-	-	11 871 456	-	-	-	-	2 058 971	308 846	2 367 817	17%		
WIP Aganang RWS (3)	WSIG	22 684 310	-3 000 000	-3 000 000	19 684 310	1 572 433	235 865	1 808 298	235 865	8 903 173	1 335 476	10 238 649	45%		

MULTI YEAR CAPITAL BUDGET SEGMENT DESCRIPTIONS	Funding Source	ORIGINAL BUDGET 2023/24		TRANSFER OF FUNDS (FROM ORIGINAL BUDGET)	ORIGINAL BUDGET 2023/24 (with TRANSFER OF FUNDS)		DECEMBER 2023			YEAR TO DATE TOTAL ACTUAL			%Spent		
		TOTAL EXCL. VAT	217 536 921		TOTAL EXCL. VAT	247 131 087	TOTAL EXCL. VAT	44 668 509	6 700 276	51 368 786	TOTAL EXCL. VAT	182 527 932		27 379 190	209 907 122
Total Water Supply and reticulation - Water and Sanitation Services				29 594 166										74%	
Sewer Reticulation - Water and Sanitation Service															
WIP Regional waste Water treatment plant33350	RBIG	96 471 304		-	96 471 304	-	-	-	-	98 425 109	14 763 766	113 188 875		102%	
Sewer Combination Trucks/Super Suckers	CRR	5 000 000		-5 000 000											
Total Sewer Reticulation - Water and Sanitation		101 471 304		-5 000 000	96 471 304	-	-	-	-	98 425 109	14 763 766	113 188 875		102%	
Energy Services - Energy															
Electrification of Urban household's in Seshogo Zone 8 Exte	CRR	1 304 348		-	1 304 348									0%	
WIP Retrofit high mast lights with LED lights	CRR	1 304 348		-	1 304 348									0%	

MULTI YEAR CAPITAL BUDGET SEGMENT DESCRIPTIONS	Funding Source	ORIGINAL BUDGET 2023/24	TRANSFER OF FUNDS (FROM ORIGINAL BUDGET)	ORIGINAL BUDGET 2023/24 (with TRANSFER OF FUNDS)	DECEMBER 2023			YEAR TO DATE TOTAL ACTUAL			%Spent
		TOTAL EXCL. VAT		TOTAL EXCL. VAT	TOTAL EXCL. VAT	TOTAL EXCL. VAT	TOTAL EXCL. VAT	TOTAL EXCL. VAT	TOTAL		
Installation of Solar Street lights along Matlala road	CRR	1 739 130	-	1 739 130	-	-	-	-	-	-	0%
Installation of street lights along Nelson Mandela Drive	CRR	1 739 130	-	1 739 130	-	-	-	-	-	-	0%
WIP Design and construct 66kV line between Alpha and Matlala substations	CRR	869 565	-	869 565	-	-	-	-	-	-	0%
Installation of High Mast lights-(Rural Areas)	CRR	4 782 609	-	4 782 609	-	-	-	3 006 475	450 971	3 457 447	63%
WIP Design and construction 66kV Distribution substation Matlala	CRR	21 346 146	-	21 346 146	-	-	-	-	-	-	0%
WIP Refurbishing of Ivydale networks	CRR	1 304 348	-	1 304 348	89 545	13 432	102 976	313 387	47 008	360 395	24%
Plant and Equipment34400	CRR	1 304 348	-	1 304 348	-	-	-	102 453	15 368	117 821	8%
Design and Construction of New Pietersburg 11kv substation	CRR	4 347 826	-	4 347 826	-	-	-	4 420 482	663 072	5 083 554	102%
Acquisition of fleet- Cherry Picker	CRR	2 173 913	-	2 173 913	-	-	-	-	-	-	0%
SCADA on RTU34400	CRR	3 478 261	-	3 478 261	-	-	-	2 103 293	315 494	2 418 787	60%
WIP Install New Bakone to IOTA 66KV double circuit GOAT line	CRR	17 391 304	-	17 391 304	765 864	114 880	880 744	2 793 304	418 996	3 212 300	16%

MULTI YEAR CAPITAL BUDGET SEGMENT DESCRIPTIONS	Funding Source	ORIGINAL BUDGET 2023/24	TRANSFER OF FUNDS (FROM ORIGINAL BUDGET)	ORIGINAL BUDGET 2023/24 (with TRANSFER OF FUNDS)	DECEMBER 2023			YEAR TO DATE TOTAL ACTUAL			%Spent
		TOTAL EXCL. VAT		TOTAL EXCL. VAT	TOTAL EXCL. VAT	VAT	TOTAL	TOTAL EXCL. VAT	VAT	TOTAL	
WIP Replacement of Streetlights and design of PV systems on Municipal Buildings	EEDSM	3 478 261	-	3 478 261	421 909	63 286	485 195	421 909	63 286	485 195	12%
Electrification of Urban household's in Seshogo Zone 8 Exte	INEP	14 922 609	-	14 922 609	1 208 202	181 230	1 389 433	1 581 417	237 212	1 818 629	11%
WIP Install New Bakone to IOTA 66KV double circuit GOAT line	IUDG	9 434 783	-9 434 783	-	-	-	-	-	-	-	
Total Energy Services - Energy		90 920 929	-9 434 783	81 486 146	2 485 520	372 828	2 858 348	14 742 719	2 211 408	16 954 127	18%
Disaster and Fire - Public Safety											
Miscellaneous equipment and gear/ Ancillary equipment	CRR	292 642	-	292 642	-	-	-	-	-	-	0%
16 x Multipurpose branches(Monitors)2600	CRR	321 141	-	321 141	-	-	-	-	-	-	0%
Rescue ropes/high angle2600	CRR	585 285	-	585 285	-	-	-	-	-	-	0%
Industrial Fire Fighting portable Pumps	CRR	622 466	-	622 466	-	-	-	-	-	-	0%

MULTI YEAR CAPITAL BUDGET SEGMENT DESCRIPTIONS	Funding Source	ORIGINAL BUDGET 2023/24		TRANSFER OF FUNDS (FROM ORIGINAL BUDGET)	ORIGINAL BUDGET 2023/24 (with TRANSFER OF FUNDS)		DECEMBER 2023				YEAR TO DATE TOTAL ACTUAL				%Spent	
		TOTAL EXCL. VAT	TOTAL EXCL. VAT		TOTAL EXCL. VAT	TOTAL EXCL. VAT	TOTAL EXCL. VAT	TOTAL EXCL. VAT	TOTAL EXCL. VAT	TOTAL EXCL. VAT	TOTAL EXCL. VAT	TOTAL EXCL. VAT	TOTAL EXCL. VAT	TOTAL EXCL. VAT		TOTAL EXCL. VAT
Acquisition of fire Equipment2600	CRR	586 049	586 049	-	586 049	-	-	-	-	-	-	-	-	-	0%	
Hydraulic equipment	CRR	1 584 210	1 584 210	-	1 584 210	-	-	-	-	-	-	-	-	-	0%	
Total Disaster and Fire - Public Safety		3 991 793	3 991 793	-	3 991 793	-	-	-	-	-	-	-	-	-	0%	
Traffic & Licencing - Public Safety																
Procurement of 2 x equipped mobile Bus	CRR	1 082 016	1 082 016	-	1 082 016	-	-	-	-	-	-	-	-	-	0%	
Upgrading of City traffic & licencing centre	CRR	3 254 521	3 254 521	-	3 254 521	-	-	-	-	-	-	3 231 826	484 774	3 716 600	99%	
Installation of Traffic Lights Within City CBD	CRR	725 423	725 423	-	725 423	-	-	-	-	-	-	680 854	102 128	782 982	94%	
Total Traffic & Licencing - Public Safety		5 061 960	5 061 960	-	5 061 960	-	-	-	-	-	-	3 912 680	586 902	4 499 582	77%	
Environmental Management - Community Services																

MULTI YEAR CAPITAL BUDGET SEGMENT DESCRIPTIONS	Funding Source	ORIGINAL BUDGET 2023/24	TRANSFER OF FUNDS (FROM ORIGINAL BUDGET)	ORIGINAL BUDGET 2023/24 (with TRANSFER OF FUNDS)	DECEMBER 2023			YEAR TO DATE TOTAL ACTUAL			%Spent
		TOTAL EXCL. VAT		TOTAL EXCL. VAT	TOTAL EXCL. VAT	VAT	TOTAL	TOTAL EXCL. VAT	VAT	TOTAL	
WIP Construction of Ablution facilities at Tom Naude Park	CRR	725 423	-	725 423	-	-	-	-	-	-	0%
WIP Upgrading of municipal nursery (cooling system and construction of proper gate.	CRR	928 922	-	928 922	-	-	-	390 375	58 556	448 932	42%
4 X Security Tractor 4X4 with hydraulic System 75HP	CRR	2 293 850	-	2 293 850	-	-	-	-	-	-	0%
WIP Upgrading of Game Reserve facilities	CRR	1 304 348	-	1 304 348	-	-	-	-	-	-	0%
Grass cutting equipment?43300	CRR	2 608 696	-	2 608 696	460 245	69 037	529 282	2 171 059	325 659	2 496 717	83%
Development of a regional parks In Rural Areas	IUDG	894 657	-	894 657	-	-	-	-	-	-	0%
Greening Programme for Disteneng	IUDG	434 783	-	434 783	434 168	65 125	499 293	434 168	65 125	499 293	100%
WIP Greening programme	IUDG	1 024 575	-	1 024 575	-	-	-	1 019 935	152 990	1 172 925	100%
Total Environmental Management - Community Services		10 215 254	-	10 215 254	894 413	134 162	1 028 575	4 015 537	602 331	4 617 868	39%

MULTI YEAR CAPITAL BUDGET SEGMENT DESCRIPTIONS	Funding Source	ORIGINAL BUDGET 2023/24		TRANSFER OF FUNDS (FROM ORIGINAL BUDGET)	ORIGINAL BUDGET 2023/24 (with TRANSFER OF FUNDS)		DECEMBER 2023			YEAR TO DATE TOTAL ACTUAL			%Spent	
		TOTAL EXCL. VAT	TOTAL EXCL. VAT		TOTAL EXCL. VAT	TOTAL EXCL. VAT	TOTAL EXCL. VAT	TOTAL EXCL. VAT	TOTAL EXCL. VAT	TOTAL EXCL. VAT	TOTAL EXCL. VAT	TOTAL EXCL. VAT		
														TOTAL
By-Law Enforcement -Public Safety														
CCTV and Access control maintenance tool Kit	CRR	83 376	-	-	83 376	-	-	-	-	-	-	-	-	0%
Provision two way radios	CRR	216 641	-	-	216 641	-	-	181 989	27 298	-	-	209 287	-	84%
Purchase of firearms	CRR	173 913	-	-	173 913	-	-	-	-	-	-	-	-	0%
Supply and Delivery of guard houses	CRR	286 041	-	-	286 041	-	-	-	-	-	-	-	-	0%
Provision of access control equipment	CRR	434 783	-	-	434 783	-	-	-	-	-	-	-	-	0%
Installation of CCTV cameras within the City CBD/ INSTALLATION OF CCTV CAMERA & FIBRE NETWORK	CRR	694 179	-	-	694 179	87 560	13 134	100 694	76 549	510 330	-	586 879	-	74%
Total By-Law Enforcement - Public Safety		1 888 933	-	-	1 888 933	87 560	13 134	100 694	103 848	692 319	-	796 166	-	37%
Waste Management - Community Services														
Mankweng depot truck wash bay	CRR	290 964	-	-	290 964	-	-	-	-	-	-	-	-	0%
Seshego depot truck wash bay	CRR	291 433	-	-	291 433	-	-	-	-	-	-	-	-	0%

MULTI YEAR CAPITAL BUDGET SEGMENT DESCRIPTIONS	Funding Source	ORIGINAL BUDGET 2023/24		TRANSFER OF FUNDS (FROM ORIGINAL BUDGET)	ORIGINAL BUDGET 2023/24 (with TRANSFER OF FUNDS)		DECEMBER 2023				YEAR TO DATE TOTAL ACTUAL			%Spent	
		TOTAL EXCL. VAT	TOTAL EXCL. VAT		TOTAL EXCL. VAT	TOTAL EXCL. VAT	TOTAL EXCL. VAT	TOTAL EXCL. VAT	TOTAL EXCL. VAT	TOTAL EXCL. VAT	TOTAL EXCL. VAT	TOTAL EXCL. VAT	TOTAL EXCL. VAT		
Purchase of truck washing machines	CRR	310 304	310 304	-	310 304	-	-	-	-	-	-	-	-	-	0%
Construction of septic tank at 4 Mankweng transfer station	CRR	434 783	434 783	-47 000	387 783	-	-	-	-	-	-	-	-	-	0%
Purchase of Educational and Awareness equipment	CRR	434 783	434 783	-	434 783	-	-	-	-	-	-	-	-	-	0%
WIP control No dumping Boards 43400	CRR	434 783	434 783	-	434 783	-	-	-	-	434 010	65 102	499 112	499 112	100%	
240 litre bins 43400	CRR	869 565	869 565	-	869 565	-	-	-	-	-	-	-	-	-	0%
6 & 8 M3 Skip containers 43400	CRR	1 304 348	1 304 348	-	1 304 348	-	-	-	-	-	-	-	-	-	0%
Extension of landfill site (Weltevrede) 43400	CRR	869 565	869 565	47 000	916 565	909 568	136 435	1 046 003	909 568	136 435	1 046 003	1 046 003	99%		
2X Waste TLB Bobcat	CRR	2 586 080	2 586 080	-	2 586 080	-	-	-	-	-	-	-	-	-	0%
2X Security TLB Backhoe	CRR	3 478 482	3 478 482	-	3 478 482	-	-	-	-	-	-	-	-	-	0%
2 x Waste 12 Ton 6x4 wheel refuse skip loader truck 6 Cylinder turbo diesel engine	CRR	4 166 140	4 166 140	-	4 166 140	-	-	-	-	-	-	-	-	-	0%

MULTI YEAR CAPITAL BUDGET SEGMENT DESCRIPTIONS	Funding Source	ORIGINAL BUDGET 2023/24		TRANSFER OF FUNDS (FROM ORIGINAL BUDGET)	ORIGINAL BUDGET 2023/24 (with TRANSFER OF FUNDS)		DECEMBER 2023				YEAR TO DATE TOTAL ACTUAL				%Spent	
		TOTAL EXCL. VAT	TOTAL EXCL. VAT		TOTAL EXCL. VAT	TOTAL EXCL. VAT	TOTAL EXCL. VAT	TOTAL EXCL. VAT	TOTAL EXCL. VAT	TOTAL EXCL. VAT	TOTAL EXCL. VAT	TOTAL EXCL. VAT	TOTAL EXCL. VAT	TOTAL EXCL. VAT		TOTAL EXCL. VAT
2 x Waste 6x4 16 Ton RORO with an 11 Ton meter hydraulic crane refuse truck.(ROR)	CRR	5 510 786	5 510 786	-	5 510 786	-	-	-	-	-	-	-	-	-	-	0%
Ga- Maja transfer station	IUDG	869 565	869 565	-	869 565	-	-	-	-	-	-	-	-	-	-	0%
Ga- Chuene transfer station	IUDG	869 565	869 565	-	869 565	-	-	-	-	-	-	-	-	-	-	0%
Molepo Transfer Station	IUDG	434 783	434 783	-	434 783	-	-	-	-	-	-	434 417	65 163	499 579	100%	
Total Waste Management - Community Services		23 155 929	23 155 929	-	23 155 929	909 568	1 046 003	1 386 435	1 777 994	266 699	2 044 694	518 781	77 817	596 598	8%	
Sport & Recreation - Community Services																
Grass Cutting equipment45100	CRR	597 651	597 651	-	597 651	-	-	-	-	-	-	518 781	77 817	596 598	87%	
Procurement of fields maintenance equipment's	CRR	672 893	672 893	-	672 893	-	-	-	-	-	-	-	-	-	-	0%
Procurement of Sports Fields Poles and Nets	CRR	644 759	644 759	-	644 759	-	-	-	-	-	-	-	-	-	-	0%
Refurbishment of the Nirvana Swimming Pool	CRR	967 146	967 146	4 000 000	4 967 146	3 887 884	4 471 067	583 183	3 887 884	583 183	4 471 067	3 887 884	583 183	4 471 067	78%	

MULTI YEAR CAPITAL BUDGET SEGMENT DESCRIPTIONS	Funding Source	ORIGINAL BUDGET 2023/24		TRANSFER OF FUNDS (FROM ORIGINAL BUDGET)	ORIGINAL BUDGET 2023/24 (with TRANSFER OF FUNDS)		DECEMBER 2023				YEAR TO DATE TOTAL ACTUAL				%Spent	
		TOTAL EXCL. VAT	TOTAL EXCL. VAT		TOTAL EXCL. VAT	TOTAL EXCL. VAT	TOTAL EXCL. VAT	TOTAL EXCL. VAT	TOTAL EXCL. VAT	TOTAL EXCL. VAT	TOTAL EXCL. VAT	TOTAL EXCL. VAT	TOTAL EXCL. VAT	TOTAL EXCL. VAT		TOTAL EXCL. VAT
Upgrading of Seshogo Stadium	CRR	1 739 130	1 739 130	-	1 739 130	-	-	-	-	-	-	-	-	-	-	0%
Installation of Solar System at the New Peter Mokaba Stadium	CRR	2 608 696	2 608 696	-	2 608 696	-	-	-	-	-	-	-	-	-	-	0%
Construction of Sebayeng / Dikgale Sport Complex45100	IUDG	2 532 325	2 532 325	-950 000	1 582 325	-	-	-	-	-	-	-	-	-	-	0%
Molepo Sports Complex	IUDG	6 956 522	6 956 522	-	6 956 522	-	-	-	-	-	-	-	-	-	-	0%
WIP Upgrading of Mankweng Stadium- roadworks	IUDG	1 266 541	1 266 541	-	1 266 541	-	-	-	-	-	-	-	-	-	-	0%
WIP Construction of Softball stadium in City Cluster45100	IUDG	4 347 826	4 347 826	-	4 347 826	336 365	50 455	386 820	336 365	50 455	386 820	336 365	50 455	386 820	336 365	8%
WIP EXT 44/78 Sports and Recreation Facility45100	IUDG	5 293 006	5 293 006	950 000	6 243 006	4 682 676	702 401	5 385 077	6 010 688	901 603	6 912 291	6 010 688	901 603	6 912 291	6 010 688	96%
Total Sport & Recreation - Community Services		27 626 495	27 626 495	4 000 000	31 626 495	8 906 925	1 336 039	10 242 964	10 753 718	1 613 058	12 366 775	10 753 718	1 613 058	12 366 775	10 753 718	34%
Cultural Services - Community Services																
Purchase of the fridge for the museum	CRR	50 921	50 921	-	50 921	22 750	3 413	26 163	22 750	3 413	26 163	22 750	3 413	26 163	22 750	45%

MULTI YEAR CAPITAL BUDGET SEGMENT DESCRIPTIONS	Funding Source	ORIGINAL BUDGET 2023/24	TRANSFER OF FUNDS (FROM ORIGINAL BUDGET)	ORIGINAL BUDGET 2023/24 (with TRANSFER OF FUNDS)	DECEMBER 2023			YEAR TO DATE TOTAL ACTUAL			%Spent
		TOTAL EXCL. VAT	TOTAL EXCL. VAT	TOTAL EXCL. VAT	TOTAL EXCL. VAT	TOTAL EXCL. VAT	TOTAL EXCL. VAT	TOTAL EXCL. VAT	TOTAL EXCL. VAT		
					VAT	TOTAL	VAT	TOTAL	VAT	TOTAL	
Collection development - books46400	CRR	291 902	-	291 902	51 937	7 790	59 727	115 750	17 362	133 112	40%
Total Cultural Services - Community Services		342 823	-	342 823	74 687	11 203	85 890	138 500	20 775	159 275	40%
Information Services - Corporate and Shared Services											
WIP Implementation of ICT Strategy5210	CRR	249 464	-	249 464	-	-	-	-	-	-	0%
Provision of Laptops PCs and Peripheral Devices5210	CRR	466 344	-	466 344	12 000	1 800	13 800	452 440	67 866	520 305	97%
WIP Network Upgrade5210	CRR	362 712	-	362 712	-	-	-	-	-	-	0%
Total Information Services - Corporate and Shared Services		1 078 520	-	1 078 520	12 000	1 800	13 800	452 440	67 866	520 305	42%
City Planning - Planning and Economic Development											
WIP Establishment of Arts and Cultural HUB at Bakoni Malapa	CRR	86 957	-	86 957	-	-	-	-	-	-	0%
WIP Implementation of the ICM program (IUDF)	CRR	130 435	-	130 435	-	-	-	-	-	-	0%
WIP Upgrading of the R293 area Townships	CRR	-	-	-	-	-	-	-	-	-	0%

MULTI YEAR CAPITAL BUDGET SEGMENT DESCRIPTIONS	Funding Source	ORIGINAL BUDGET 2023/24		TRANSFER OF FUNDS (FROM ORIGINAL BUDGET)	ORIGINAL BUDGET 2023/24 (with TRANSFER OF FUNDS)		DECEMBER 2023				YEAR TO DATE TOTAL ACTUAL				%Spent
		TOTAL EXCL. VAT	TOTAL EXCL. VAT		TOTAL EXCL. VAT	TOTAL EXCL. VAT	TOTAL EXCL. VAT	TOTAL EXCL. VAT	TOTAL EXCL. VAT	TOTAL EXCL. VAT	TOTAL EXCL. VAT	TOTAL EXCL. VAT	TOTAL EXCL. VAT	TOTAL EXCL. VAT	
Development of the Agro-processing/Logistics Hub or Special Economic Zone	CRR	-	-	-	-	-	-	-	-	-	-	-	-	-	0%
WIP Township establishment at portion 151-160 of the Farm Sterkloop 688 LS	CRR	576 252	576 252	-	576 252	-	-	-	-	-	-	-	-	-	0%
Township establishment on various municipal farm portions	CRR	-	-	-	-	-	-	-	-	-	-	-	-	-	0%
WIP Township Establishment for the Eco-estate at Game Reserve	CRR	2 150 076	2 150 076	-	2 150 076	-	-	-	-	-	-	-	-	-	0%
WIP Provision of short term engineering services for Bakone Malapa	IUDG	7 561 437	7 561 437	-	7 561 437	-	-	-	-	6 494 714	974 207	6 494 714	974 207	7 468 921	86%
Total City Planning - Planning and Economic Development		10 505 156	10 505 156	-	10 505 156	-	-	-	-	6 494 714	974 207	6 494 714	974 207	7 468 921	62%
Councillors															
Purchase of Vehicles for Office Bearers (Mayor and Speaker)	CRR	3 400 000	3 400 000	-	3 400 000	-	-	-	-	-	-	-	-	-	0%
Total Councillors		3 400 000	3 400 000	-	3 400 000	-	-	-	-	-	-	-	-	-	0%

MULTI YEAR CAPITAL BUDGET SEGMENT DESCRIPTIONS	Funding Source	ORIGINAL BUDGET 2023/24		TRANSFER OF FUNDS (FROM ORIGINAL BUDGET)	ORIGINAL BUDGET 2023/24 (with TRANSFER OF FUNDS)		DECEMBER 2023			YEAR TO DATE TOTAL ACTUAL			%Spent	
		TOTAL EXCL. VAT	TOTAL EXCL. VAT		TOTAL EXCL. VAT	TOTAL EXCL. VAT	TOTAL EXCL. VAT	TOTAL EXCL. VAT	TOTAL EXCL. VAT	TOTAL EXCL. VAT	TOTAL EXCL. VAT	TOTAL EXCL. VAT		TOTAL EXCL. VAT
GIS - Planning and Economic Development														
WIP Post Incubation Hub- Installation of services at the Township	CRR	1 108 401	-	-	1 108 401	-	-	-	-	-	-	-	-	0%
Total GIS - Planning and Economic Development		1 108 401	-	-	1 108 401	-	-	-	-	-	-	-	-	0%
Budget and Treasury Office														
SCM Forklift	CRR	580 000	-	-	580 000	-	-	-	-	-	-	-	-	0%
Total Budget and Treasury Office		580 000	-	-	580 000	-	-	-	-	-	-	-	-	0%
Fleet Management - Corporate and Shared Services														
2X security Panel van	CRR	1 260 000	-	-	1 260 000	-	-	-	-	-	-	-	-	0%
Acquisition of fleet - Refuse Trucks	CRR	17 787 277	-	-	17 787 277	-	-	-	-	-	-	-	-	0%
Total Fleet Management - Corporate and Shared Services		19 047 277	-	-	19 047 277	-	-	-	-	-	-	-	-	0%

MULTI YEAR CAPITAL BUDGET SEGMENT DESCRIPTIONS	Funding Source	ORIGINAL BUDGET 2023/24		TRANSFER OF FUNDS (FROM ORIGINAL BUDGET)	ORIGINAL BUDGET 2023/24 (with TRANSFER OF FUNDS)		DECEMBER 2023				YEAR TO DATE TOTAL ACTUAL				%Spent	
		TOTAL EXCL. VAT	TOTAL EXCL. VAT		TOTAL EXCL. VAT	TOTAL EXCL. VAT	TOTAL EXCL. VAT	TOTAL EXCL. VAT	TOTAL EXCL. VAT	TOTAL EXCL. VAT	TOTAL EXCL. VAT	TOTAL EXCL. VAT	TOTAL EXCL. VAT	TOTAL EXCL. VAT		
Total - Transport Services																
WIP Environmental Management in Polokwane City6100	PTNG	1 304 348	1 304 348	-	1 304 348	3 043 478	239 229	35 884	275 113	239 229	35 884	275 113	239 229	35 884	275 113	18%
WIP Dittlou intersection	PTNG	3 043 478	3 043 478	-	3 043 478	-	-	-	-	-	-	-	-	-	-	0%
WIP Environmental Management Seshego & SDA16100	PTNG	1 304 348	1 304 348	-	1 304 348	-	-	-	-	-	-	-	-	-	-	0%
WIP Occupational Health & Safety (OHS) Management	PTNG	1 304 348	1 304 348	-	1 304 348	77 752	77 752	11 663	89 414	77 752	11 663	89 414	77 752	11 663	89 414	6%
Control Centre	PTNG	2 782 609	2 782 609	-	2 782 609	-	-	-	-	-	-	-	-	-	-	0%
WIP Refurbishment of Daytime Layover Buildings	PTNG	6 521 739	6 521 739	-	6 521 739	252 807	252 807	37 921	290 729	1 358 078	203 712	1 561 789	1 358 078	203 712	1 561 789	21%
Walk-in centre (refurbishment)	PTNG	5 739 130	5 739 130	-	5 739 130	-	-	-	-	-	-	-	-	-	-	0%
WIP widening of Sandriver bridge(trunk)	PTNG	6 521 739	6 521 739	-	6 521 739	-	-	-	-	1 177 129	176 569	1 353 698	1 177 129	176 569	1 353 698	18%
WIP Construction of bus depot Civil works 108/2017 WP3	PTNG	13 913 043	13 913 043	-	13 913 043	2 109 135	2 109 135	316 370	2 425 505	6 106 968	916 045	7 023 013	6 106 968	916 045	7 023 013	44%

MULTI YEAR CAPITAL BUDGET SEGMENT DESCRIPTIONS	Funding Source	ORIGINAL BUDGET 2023/24		TRANSFER OF FUNDS (FROM ORIGINAL BUDGET)	ORIGINAL BUDGET 2023/24 (with TRANSFER OF FUNDS)		DECEMBER 2023				YEAR TO DATE TOTAL ACTUAL				%Spent	
		TOTAL EXCL. VAT	TOTAL EXCL. VAT		TOTAL EXCL. VAT	TOTAL EXCL. VAT	TOTAL EXCL. VAT	TOTAL EXCL. VAT	TOTAL EXCL. VAT	TOTAL EXCL. VAT	TOTAL EXCL. VAT	TOTAL EXCL. VAT	TOTAL EXCL. VAT	TOTAL EXCL. VAT		TOTAL EXCL. VAT
WIP Upgrading of Transit Mall	PTNG	5 913 043	5 913 043	-	5 913 043	147 379	22 107	169 486	147 379	22 107	169 486	147 379	22 107	169 486	2%	
WIP Construction of Bus station upper structure(general Joubert Street)	PTNG	12 608 696	12 608 696	-	12 608 696	6 911 210	1 036 682	7 947 892	12 101 728	1 815 259	13 916 988	12 101 728	1 815 259	13 916 988	96%	
Construction of bus station in Seshego	PTNG	4 782 609	4 782 609	-	4 782 609	-	-	-	-	-	-	-	-	-	0%	
PT facility upgrade6100	PTNG	8 155 773	8 155 773	-	8 155 773	-	-	-	-	-	-	-	-	-	0%	
WIP Construction & provision of Bus Depot Upper structure in Seshego	PTNG	17 391 304	17 391 304	-	17 391 304	-	-	-	-	-	-	-	-	-	0%	
WIP Upgrade & construction of Trunk route 108/2017 WP1	PTNG	23 043 478	23 043 478	-	23 043 478	-	-	-	216 096	32 414	248 510	216 096	32 414	248 510	1%	
Total Transport - Transport Services		114 329 685	114 329 685	-	114 329 685	9 737 512	1 460 627	11 198 139	21 424 358	3 213 654	24 638 012	21 424 358	3 213 654	24 638 012	19%	
TOTAL CAPITAL EXPENDITURE		797 238 843	797 238 843	-	797 238 843	86 665 695	12 999 854	99 665 550	405 422 888	60 813 433	466 236 321	405 422 888	60 813 433	466 236 321	51%	
Integrated Urban Development Grant	IUDG	248 745 546	248 745 546	-	248 745 546	44 117 368	6 617 605	50 734 973	153 832 097	23 074 815	176 906 911	153 832 097	23 074 815	176 906 911	62%	

MULTI YEAR CAPITAL BUDGET SEGMENT DESCRIPTIONS	Funding Source	ORIGINAL BUDGET 2023/24		TRANSFER OF FUNDS (FROM ORIGINAL BUDGET)	ORIGINAL BUDGET 2023/24 (with TRANSFER OF FUNDS)		DECEMBER 2023				YEAR TO DATE TOTAL ACTUAL				%Spent
		TOTAL EXCL. VAT	TOTAL		TOTAL EXCL. VAT	TOTAL	TOTAL EXCL. VAT	TOTAL	TOTAL EXCL. VAT	TOTAL	TOTAL EXCL. VAT	TOTAL	TOTAL EXCL. VAT	TOTAL	
Public Transport Network Grant	PTNG	114 329 685	-	-	114 329 685	9 737 512	1 460 627	11 198 139	21 424 358	3 213 654	24 638 012	19%			
Neighbourhood Development Grant	NDPG	27 972 173	-	-	27 972 173	6 329 667	949 450	7 279 117	15 667 944	2 350 192	18 018 136	56%			
Water Services Infrastructure Grant	WSIG	63 217 391	-	-	63 217 391	6 587 824	988 174	7 575 998	32 695 168	4 904 275	37 599 443	52%			
Regional Bulk Infrastructure Grant	RBIG	140 468 695	-	-	140 468 695	-1 389 015	-208 352	-1 597 367	118 868 326	17 830 249	136 698 575	85%			
Integrated National Electrification Programme Grant	INEP	14 922 609	-	-	14 922 609	1 208 202	181 230	1 389 433	1 581 417	237 212	1 818 629	11%			
Energy Efficiency and Demand Side Management Grant (EEDSM)	EEDSM	3 478 261	-	-	3 478 261	421 909	63 286	485 195	421 909	63 286	485 195	12%			
Total DoRA Allocations	MDRG	-	-	-	-	1 080 202	162 030	1 242 232	2 504 971	375 746	2 880 716	57%			
Capital Replacement Reserve	CRR	184 104 482	-	-	184 104 482	18 572 026	2 785 804	21 357 829	58 426 698	8 764 005	67 190 703	32%			
TOTAL FUNDING		797 238 843	-	-	797 238 843	86 665 695	12 999 854	99 665 550	405 422 888	60 813 433	466 236 321	51%			

5. Overall Challenges

- Poor performance of service providers leading to delays.
- Delays in approvals of technical reports.
- Vandalism of completed infrastructure.
- Disruption of projects by labourers and community

5 Staff Expenditure

The municipality is reporting the mid-year expenditure on staff benefits in terms of section 66 of the MFMA. The expenditure includes staff salaries, wages, allowances, and benefits.

Summary of Employee and Councillor remuneration	Budget Year 2023/24									Available Budget	%Spent
	Original Budget	July	August	September	October	November	December	YearTD actual			
Councillors (Political Office Bearers plus Other)											
Basic Salaries and Wages	28 328	2 157 455	2 140 107	2 132 997	3 352 571	2 326 493	2 278 076	14 387 700	13 940	51%	
Pension and UIF Contributions	4 016	297 529	296 002	294 935	462 232	315 090	317 977	1 983 765	2 033	49%	
Medical Aid Contributions	329	27 595	24 970	24 970	24 970	28 655	28 655	159 814	169	49%	
Motor Vehicle Allowance	8 844	547 499	540 332	547 442	851 051	584 030	591 764	3 662 117	3 182	54%	
Cellphone Allowance	3 672	323 927	319 600	318 700	618 859	336 010	338 400	2 255 496	1 417	61%	
Other benefits and allowances	324	26 402	27 000	27 900	29 229	28 320	28 530	167 381	157	52%	
Sub Total - Councillors	43 514	3 380 408	3 348 011	3 346 944	5 338 913	3 618 596	3 583 402	22 616 274	20 897	52%	
% Increase											
Senior Managers of the Municipality											
Basic Salaries and Wages	18 529	718 758	853 651	664 325	505 631	505 631	799 848	4 047 844	14 481	22%	
Pension and UIF Contributions	2 898	95 475	118 786	97 776	97 599	97 599	137 182	644 395	2 254	22%	
Medical Aid Contributions	526	16 458	16 458	11 874	11 874	11 874	15 190	83 727	443	16%	
Performance Bonus	1 380	-	-	-	-	-	-	-	1 380	0%	
Motor Vehicle Allowance	3 848	134 206	137 241	126 408	126 408	126 408	175 444	826 115	3 022	21%	
Housing Allowances	2 163	112 598	157 440	66 462	66 462	66 462	83 667	553 090	1 610	26%	
Other benefits and allowances	21	-	107 662	8 879	9 767	9 767	7 991	144 065	(123)	698%	
Sub Total - Senior Managers of Municipality	29 365	1 077 495	1 391 217	975 723	817 740	817 740	1 219 322	6 299 237	23 066	79%	
% Increase											
Other Municipal Staff											
Basic Salaries and Wages	713 839	49 168 428	49 267 090	49 112 725	48 899 364	48 707 573	48 707 188	293 862 367	419 977	41%	
Pension and UIF Contributions	162 658	9 863 111	9 878 519	9 918 452	9 963 452	9 977 063	9 860 696	59 361 293	103 297	36%	
Medical Aid Contributions	49 849	3 999 066	3 714 337	3 979 722	3 985 448	3 928 592	3 923 099	23 530 264	26 319	47%	
Overtime	82 668	11 319 390	9 155 793	10 379 736	11 568 029	8 602 384	8 213 323	59 238 656	22 829	72%	
Performance Bonus	19 305	-	-	-	-	-	-	-	19 305	0%	
Motor Vehicle Allowance	66 131	4 785 542	4 894 748	4 545 295	5 107 486	5 148 604	4 980 477	29 462 153	36 669	45%	
Cellphone Allowance	-	3 371	2 715	2 715	2 715	2 715	2 715	16 947	(17)		
Housing Allowances	8 630	514 293	514 293	505 795	505 795	504 329	502 196	3 046 700	5 583	35%	
Other benefits and allowances	92 331	5 318 799	9 505 015	7 044 430	5 461 354	5 606 095	9 140 506	42 076 198	50 255	46%	
Payments in lieu of leave	20 213	2 135 803	2 393 967	3 446 631	2 887 166	2 441 541	2 716 411	16 021 519	4 191	79%	
Long service awards	14 567	345 616	886 525	92 318	218 373	164 498	218 373	1 925 203	12 641	13%	
Post-retirement benefit obligations	-	600 190	599 644	587 131	580 666	581 637	642 759	3 592 026	(3 592)		
Sub Total - Other Municipal Staff	1 229 589	88 053 609	90 812 646	89 614 949	89 179 847	85 565 031	88 907 742	532 133 825	697 455	43%	
% Increase											
Total Parent Municipality	1 302 463	92 511 512	95 551 874	93 937 616	95 336 500	90 001 368	93 710 466	561 049 335	741 418	43%	

6 Supply Chain Management

Awarded 261 single and multi-year bids to the value of R 772 000 000.00 to level 1 BEE compliant service providers. The Municipality has awarded 261 contracts to the value of around R772 million as at 31st December 2023, which are single and multi-year Projects. These awards were mainly awarded to level 1 BBEEE compliant companies, which amounts to 100% of all awards. As 31st December 2023, the Municipality did not enter any contract beyond three (3) years as part of Section 33 of the MFMA.

In compliance with Circular 62 and 68 of the MFMA issued by the National Treasury, the Municipality has necessary measures to appoint service providers either on unsolicited process or Section 32 of

the MFMA SCM Regulations of 2005. The SCM Forward Planning in terms of Demand Management has been improved with increase in capital performance from the prior year of 37% (32% achieved in the prior mid- year). The major Projects which relate to the current year were advertised well in advance in the previous financial year. All awards were made in compliance to the SCM regulations.

7 Debtors Analysis

Description	Budget Year 2023/24								
	0-30 Days	31-60 Days	61-90 Days	91-120 Days	121-150 Dys	151-180 Dys	181 Dys-1 Yr	Over 1Yr	Total
R thousands									
Debtors Age Analysis By Income Source									
Trade and Other Receivables from Exchange Transactions - Water	49 791	9 877	7 382	6 172	7 652	7 321	6 346	258 883	353 424
Trade and Other Receivables from Exchange Transactions - Electricity	72 932	18 866	11 283	7 226	7 154	6 143	9 133	141 865	274 602
Receivables from Non-exchange Transactions - Property Rates	44 312	18 280	13 731	14 259	10 240	9 714	10 645	352 923	474 105
Receivables from Exchange Transactions - Waste Water Management	14 845	7 984	6 383	5 766	5 595	4 911	6 346	100 205	152 035
Receivables from Exchange Transactions - Waste Management	14 391	7 816	6 910	5 677	5 352	4 607	6 898	121 426	173 078
Receivables from Exchange Transactions - Property Rental Debtors	-	-	-	-	-	-	-	185	185
Interest on Arrear Debtor Accounts	13 152	12 794	12 318	12 014	11 722	11 516	8 513	331 932	413 961
Recoverable unauthorised, irregular, fruitless and wasteful expenditure									
Other	3 692	3 190	4 384	2 345	2 580	1 307	11 477	141 251	170 226
Total By Income Source	213 115	78 808	62 392	53 458	50 295	45 519	59 357	1 448 672	2 011 616
2022/23 - totals only	167 025	76 962	53 073	47 500	52 599	82 504	261 306	1 113 323	1 854 292
Debtors Age Analysis By Customer Group									
Organs of State	27 203	12 778	10 532	10 223	8 247	7 632	5 888	172 246	254 749
Commercial	96 723	19 893	14 259	9 940	9 540	8 032	8 063	248 284	414 783
Households	89 189	46 137	37 560	33 295	32 508	29 856	45 407	1 028 132	1 342 084
Other	-	-	-	-	-	-	-	-	-
Total By Customer Group	213 115	78 808	62 392	53 458	50 295	45 519	59 357	1 448 672	2 011 616

8 Councillors on arrears on their Municipal Accounts

ACCOUNT_NO	CATEGORY	PAYMENT	CURRENT	ARREARS	TOTAL BALANCE	AGEING
11828110	CLLR	R695.17	R2 274.12	R8 921.14	11 195.26	150 Days
11669799	CLLR	R1 187.74	R882.49	R1 494.61	2377.1	90 Days
		R1 882.91	R3 156.61	R10 415.75	R13 572.36	

9 Creditors, Borrowings and Finance Leases

Description	Budget Year									Prior year totals for chart (same period)
	0 - 30 Days	31 - 60 Days	61 - 90 Days	91 - 120 Days	121 - 150 Days	151 - 180 Days	181 Days - 1 Year	Over 1 Year	Total	
R thousands										
Creditors Age Analysis By Customer Type										
Bulk Electricity	81 786	-	-	-	-	-	-	-	81 786	67 161
Bulk Water	23 662	-	-	-	-	-	-	-	23 662	20 229
PAYE deductions	-	-	-	-	-	-	-	-	-	-
VAT (output less input)	-	-	-	-	-	-	-	-	-	-
Pensions / Retirement deductions	-	-	-	-	-	-	-	-	-	1 739
Loan repayments	-	-	-	-	-	-	-	-	-	-
Trade Creditors	5 815	-	-	-	-	-	-	-	5 815	2 676
Auditor General	-	-	-	-	-	-	-	-	-	-
Other	-	-	-	-	-	-	-	-	-	-
Total By Customer Type	111 264	-	-	-	-	-	-	-	111 264	91 805

10 Consideration of Key Ratios (Performance Indicators)

No	Description	Basis for calculation	YTD 31 st December 2023	Benchmark
1	Gearing Ratio	Borrowing/Total projected income	7%	45%
2	Current ratio	Current asset/current liabilities	1.24	1.5-2.1
3	Electricity distribution losses	% volume. Units purchased and generated>Units sold/units purchased and generated	12.83%	7%-10%
4	Water distribution losses	% volume. Units purchased and generated>Units sold/units purchased and generated	32.9%	15%-30%
5	Debtors' collection rate	Receipts/billing	96%	95%- 100% (in a good economic environment)
6	Cash coverage ratio	Cash/fixed costs	0.62	1-3 months

11 Gearing Ratio

The municipality has 7% gearing as compared to national benchmark of 45% which indicates that the municipality has the borrowing capacity. The projected revenue for the municipality can repay the borrowed resources.

12 Current Ratio

The municipality is currently at 1.24 as compared to the national norm of 1.5:1 which demonstrates the capacity to pay its current obligations if they fall due at any specific time.

13 Electricity distribution losses (Energy Services)

The electricity losses for the period 1st July 2023 to 31st December 2023 was 12.83% as reported by the Directorate Energy Services. The losses happened in two ways, technical losses and non-technical losses. Technical losses happen on during the transmission process,

that is inherent resistance of conductors to conduct electricity and also it happens in transformers, that is copper and iron losses. Non-technical losses happen due to bridged meters, unread meters, wrong readings, meters not on the system, loading of networks and aged networks.

14 Water distribution losses (Water Services)

The water losses for the period 1st July 2023 to 31st December 2023 was 32.9% as observed by the Directorate Water and Sanitation. There are two types of losses, that is technical losses and non-technical losses. The technical losses are caused by bulk supply breakdowns and normal pipe bursts. The non-technical losses are caused by bridged meters, unread meters and wrong readings.

15 Debtors' collection rate

The average collection rate to the mid-term is 96 %. This is due to the impact of significant decline in economic activities such as high interest rates and high employment rate.

An incentive plan is being considered to ensure more collection while at the same time writing off debts that are not recoverable.

16 Grant Funding (Actual)

Description	2022/23	2023/24							
	Audited Outcome	Original Budget	Adjustment Budget	Monthly Actual	YTD Actual (December 2023)	YTD Budget	YTD Variance	YTD Variance %	Full Year Forecasts
R thousands									
EXPENDITURE									
Operating Expenditure of Transfers and Grants: National Government									
<i>Equitable Share (ES)</i>	1 196 550	1 318 621	1 318 621	439 540	986 965	659 311	329 655	50%	1 318 621
<i>Extended Public Works Programme (EPWP)</i>	11 570	11 794	11 794	898	5 957	5 897	60	1%	11 794
<i>Integrated National Electrification Programme Grant (INEP)</i>	4 489	-	-	-	-	-	-	-	-
<i>Infrastructure Skills Development Grant (ISDG)</i>	6 000	5 500	5 500	671	1 768	2 750	(982)	-36%	5 500
<i>Financial Management Grant (FMG)</i>	2 400	2 400	2 400	137	701	1 200	(499)	-42%	2 400
<i>Integrated Urban Development Grant (IUDG)</i>	91 852	149 892	149 892	8 380	34 762	74 946	(40 184)	-54%	149 892
<i>Public Transport Network Grant (PTNG)</i>	69 463	82 499	82 499	10 241	35 165	41 250	(6 085)	-15%	82 499
<i>Water Services Infrastructure Grant (WSIG)</i>	11 511	-	-	-	-	-	-	-	-
TOTAL OPERATING EXPENDITURE OF TRANSFERS & GRANTS	1 393 534	1 570 706	1 570 706	459 867	1 067 317	785 353	281 965	(9)	1 570 706
Capital Expenditure of Transfers and Grants: National Government									
<i>Municipal Disaster Relief Grant</i>	-	-	-	1 242	2 881	-	2 881	#DIV/0!	-
<i>Energy Efficiency and Demand Side Management Grant (EEDSMG)</i>	1 000	4 000	4 000	485	485	2 000	(1 515)	-76%	4 000
<i>Neighbourhood Development Partnership Grant (NDPG)</i>	26 137	32 168	32 168	7 279	18 018	16 084	1 934	12%	32 168
<i>Integrated Urban Development Grant (IUDG)</i>	294 317	286 057	286 057	50 735	170 493	143 029	27 464	19%	286 057
<i>Integrated National Electrification Programme Grant (INEP)</i>	28 344	17 161	17 161	1 389	1 819	8 581	(6 762)	-79%	17 161
<i>Regional Bulk Infrastructure Grant (RBIG)</i>	134 584	161 539	161 539	(1 597)	136 699	80 770	55 930	69%	161 539
<i>Water Services Infrastructure Grant (WSIG)</i>	51 613	72 700	72 700	7 576	37 599	36 350	1 249	3%	72 700
<i>Public Transport Network Grant (PTNG)</i>	84 772	131 479	131 479	11 198	24 638	65 748	(41 102)	-63%	131 479
TOTAL CAPITAL EXPENDITURE OF TRANSFERS & GRANTS	620 766	705 104	705 104	78 307	392 632	352 552	37 199	11%	705 104

17 Application for Roll-Over

Application for Unspent Conditional Grant Roll-over was submitted to National Treasury on 31st August 2023 in terms of Section 22(2) of the 2018 Division of Revenue Act for the following: -

- Roll-Over application: R 22 212 840

GRANT DESCRIPTION	Rollover requested	Rollover Approved	Rollover Not Approved
Neighbourhood Development Partnership Grant	4 974 228	-	4 974 227.71
Public Transport Network Grant	12 270 925	-	12 270 925.26
Integrated National Electrification Programme Grant	467 687	467 687	-
Municipal Disaster Relief Grant	4 500 000	4 500 000	-
Total DoRA Allocations	22 212 840	4 967 687	17 245 152.97

The unapproved amount of R17 million is based on the following reasons:

Neighbourhood Development Partnership Grant (R4.9 million)

- The request for NDPG is not recommended by the department administering the grant. According to the NDP Unit within National Treasury, the municipality is advised to resolve encroachment issues, i.e., illegal walls and structures built by residents.

Public Transport Network Grant (R12.2 million)

The Department of Transport (DOT) is not in support of the PTNG rollover request because, DOT is concerned about the governance issues by the municipality's project management, in respect of a reported R60 million pre-payments for the procurement of a bus fleet, for which no buses have been delivered to date.

18 Institutional Performance Report as per the Service Delivery and Budget and Implementation Plan for the first half of the year

The Institutional Performance Management report is attached as an annexure A to the report. The Mid-Year report indicates challenges with regard to the implementation of the Capital programmes that have a negative impact on the achievement of the basic service delivery targets.

19 Summary of Mid-Year Performance per Key Performance Areas:

Key Performance Area	Total KPIs	Total KPIs Applicable Mid-Year	Achieved	Not Achieved	Not Applicable
Basic Service Delivery	12	1	1	0	11
Financial Viability	22	20	15	4	3
Good Governance and Public Participation	29	20	16	4	9
Local Economic Development	6	6	6	0	0
Municipal Transformation and Institutional Development	5	2	0	2	3
Total	74	49	39 (80%)	10 (20%)	26

20 Summary of Mid-Year Performance: Capital Works Plan

Name of KPA	Total Projects	Total Projects Applicable	Mid-Year Achievements	Not Achieved	Not Applicable
Water and Sanitation	24	24	9	15	0
Energy Services	15	15	10	5	0

Name of KPA	Total Projects	Total Projects Applicable	Mid-Year Achievements	Not Achieved	Not Applicable
Roads and Storm water	70	70	13	57	0
Transportation Services	16	16	0	14	2
Planning and Economic Development	6	6	1	4	1
Community Services	38	38	25	13	0
Corporate and Shared Services	13	11	8	3	2
Total	182	180	66	111	5
%	100%	100%	36%	61%	3%

Polokwane Municipality appointed a panel of contractors in November 2022 for a period of three years. In the 2022/23 Mid-Year Report the challenge of delays in supply chain process was the main cause of under-achievement on the implementation of capital projects. The challenge of delays in supply chain process has been minimised due to the implementation of panel of contractors. The challenges experienced in 2023/24 mid-year includes contractors who were having cash flow challenges, contractors who were delayed due to community interruptions, delays in electrification and energising of completed projects, particularly water projects. Lastly, challenges of sub-contracting.

21 Human Resources Development

The municipality has a total of **2521** budgeted positions as per the approved organogram of which **1993** positions are filled and **528** vacant positions.

22 Past Year's Annual Report (2022/23) and Progress on Resolving Problems Identified in the Annual Report

The office of the Auditor-General has concluded the process of auditing the 2022/23 Annual Financial Statements of the municipality and the Annual Performance Report. The process was concluded on the 30th November 2023 and a signed report issued.

Auditor General raised the following issues:

- Material water losses
- Material impairment
- Local economic development, adequate supporting evidence was not provided. Further, whether the achievement reported was not correct
- Key service delivery indicators were not achieved
- Material misstatements
- Procurement and contract management
- Consequence management
- Asset management and expenditure management
- Material irregularities.

Polokwane Municipality is in the process of finalising the Audit Action Plan. The Audit Action Plan is now done on the National Treasury Web-Based System. The Audit Action Plan will serve in council on the 30th January 2024.

23. Polokwane Housing Association Performance Mid-Year Budget and Assessment

23.1 Revenue

Rental of fixed Assets is 56% less than the budget due to the fact that Annadale Extension 2 is not yet Tenanted or operational as envisaged. Operational Revenue which is Admin fee is less than the Budget by 44% as a result Admin fee not charged due to Annadale Extension 2 being not operational. New Tenants are charged Admin fee. Transfer and Subsidies-Operational is more than the Budget by 58% because of the entity requesting more operational grant than anticipated to cover operational costs because of revenue lost from Annadale extension two not being operational.

Polokwane Entity - Table F2 Monthly Budget Statement - Financial Performance (revenue and expenditure) - M06 - December

Description	Ref	2022/23		Budget Year 2023/24						
		Audited	Original	Adjusted	Monthly	YearTD actual	YearTD	YTD variance	YTD variance %	Full Year
R thousands										
Revenue	1									
Exchange Revenue										
Service charges - Electricity		-	-	-	-	-	-	-	-	-
Service charges - Water		-	-	-	-	-	-	-	-	-
Service charges - Waste Water Management		-	-	-	-	-	-	-	-	-
Service charges - Waste Management		-	-	-	-	-	-	-	-	-
Sale of Goods and Rendering of Services		-	-	-	-	-	-	-	-	-
Agency services		-	-	-	-	-	-	-	-	-
Interest		-	-	-	-	-	-	-	-	-
Interest earned from Receivables		-	-	-	-	-	-	-	-	-
Interest earned from Current and Non Current Assets		0	-	-	-	-	-	-	-	-
Dividends		-	-	-	-	-	-	-	-	-
Rent on Land		-	-	-	-	-	-	-	-	-
Rental from Fixed Assets		11,434	27,518	-	1,004	5,994	13,759	(7,769)	-66%	27,518
Licence and permits		-	-	-	-	-	-	-	-	-
Operational Revenue		46	60	-	2	17	30	(13)	-44%	60
Non-Exchange Revenue										
Property taxes		-	-	-	-	-	-	-	-	-
Surcharges and Taxes		-	-	-	-	-	-	-	-	-
Fines, penalties and forfeits		-	-	-	-	-	-	-	-	-
Licences or permits		-	-	-	-	-	-	-	-	-
Transfer and subsidies - Operational		10,000	10,000	-	999	7,915	5,000	2,915	58%	10,000
Interest		-	-	-	-	-	-	-	-	-
Fuel Levy		-	-	-	-	-	-	-	-	-
Operational Revenue		-	-	-	-	-	-	-	-	-
Gains on disposal of Assets		-	-	-	-	-	-	-	-	-
Other Gains		-	-	-	-	-	-	-	-	-
Discontinued Operations		-	-	-	-	-	-	-	-	-
Total Revenue (excluding capital transfers and		21,480	37,578	-	2,004	13,925	18,789	(4,864)	-25.9%	37,578
Expenditure By Type										
Employee related costs		12,732	16,846	-	1,044	6,610	8,423	(1,813)	-22%	16,846
Remuneration of board members		-	-	-	-	-	-	-	-	-
Bulk purchases - electricity		-	-	-	-	-	-	-	-	-
Inventory consumed		1	12	-	-	-	6	(6)	-100%	12
Debt impairment		-	-	-	-	-	-	-	-	-
Depreciation and asset impairment		3,000	9,627	-	-	-	4,763	(4,763)	-100%	9,627
Interest	2	-	-	-	-	-	-	-	-	-
Contracted services		3,556	7,198	-	487	2,657	3,599	(942)	-26%	7,198
Transfers and subsidies		-	-	-	-	-	-	-	-	-
Irrecoverable debts written off		-	8,000	-	-	-	4,000	(4,000)	-100%	8,000
Operational costs		(754)	3,146	-	94	547	1,573	(1,026)	-85%	3,146
Losses on disposal of Assets		-	-	-	-	-	-	-	-	-
Other Losses		-	-	-	-	-	-	-	-	-
Total Expenditure	3	18,535	44,730	-	1,624	9,813	22,365	(12,552)	-58.1%	44,730
Surplus/(Deficit)		2,946	(7,151)	-	379	4,112	(3,576)	7,687	-215.0%	(7,151)
Transfers and subsidies - capital (monetary allocations)		-	-	-	-	-	-	-	-	-
Transfers and subsidies - capital (in-kind)		-	-	-	-	-	-	-	-	-
Surplus/(Deficit) before taxation		2,946	(7,151)	-	379	4,112	(3,576)	7,687	-215.0%	(7,151)
Income Tax		-	-	-	-	-	-	-	-	-
Surplus/(Deficit) for the year		2,946	(7,151)	-	379	4,112	(3,576)	7,687		(7,151)

Polokwane Entity - Table F4 Monthly Budget Statement - Financial Position - M06 - December

Vote Description	Ref	2022/23	Budget Year 2023/24			
		Audited	Original	Adjusted	YearTD actual	Full Year
R thousands						
ASSETS						
Current assets						
Cash and cash equivalents		3,441	10,362	-	188	10,362
Trade and other receivables from exchange transactions		65,097	3,356	-	67,659	3,356
Receivables from non-exchange transactions		5,296	5,299	-	5,296	5,299
Current portion of non-current receivables		23	23	-	23	23
Inventory		-	0	-	-	0
VAT		-	-	-	-	-
Other current assets		12	21	-	19	21
Total current assets		73,869	19,061	-	73,184	19,061
Non current assets						
Investments		-	-	-	-	-
Investment property		52,976	-	-	52,976	-
Property, plant and equipment		249,168	294,012	-	251,168	294,012
Biological assets		-	-	-	-	-
Living and non-living resources		-	-	-	-	-
Heritage assets		-	-	-	-	-
Intangible assets		33	33	-	33	33
Trade and other receivables from exchange transactions		-	-	-	-	-
Non-current receivables from non-exchange transactions		-	-	-	-	-
Other non-current assets		-	-	-	-	-
Total non current assets		302,144	294,012	-	304,144	294,012
TOTAL ASSETS		376,013	313,073	-	377,328	313,073
LIABILITIES						
Current liabilities						
Bank overdraft		-	-	-	-	-
Financial liabilities		-	-	-	-	-
Consumer deposits		1,864	1,685	-	1,895	1,685
Trade and other payables from exchange transactions		3,565	11,725	-	67,825	11,725
Trade and other payables from non-exchange transactions		12	8	-	12	8
Provision		68,500	1,414	-	1,414	1,414
VAT		-	-	-	-	-
Other current liabilities		345	-	-	345	-
Total current liabilities		5,442	13,418	-	69,732	13,418
Non current liabilities						
Financial liabilities		-	-	-	-	-
Provision		-	-	-	-	-
Long term portion of trade payables		-	-	-	-	-
Other non-current liabilities		-	-	-	-	-
Total non current liabilities		-	-	-	-	-
TOTAL LIABILITIES		5,442	13,418	-	69,732	13,418
NET ASSETS	1	370,571	299,655	-	307,596	299,655
COMMUNITY WEALTH/EQUITY						
Accumulated Surplus/(Deficit)		223,441	219,956	-	227,553	219,956
Reserves		78,318	78,318	-	78,318	78,318
Other		-	1	-	-	1
TOTAL COMMUNITY WEALTH/EQUITY	1	301,759	298,274	-	305,871	298,274

Polokwane Entity - Table F5 Monthly Budget Statement - Cash Flows - M06 - December

Description	Ref	2022/23			Budget Year 2023/24					
		Audited	Original	Adjusted	Monthly	YearTD actual	YearTD	YTD variance	YTD variance %	Full Year
R thousands										
CASH FLOW FROM OPERATING ACTIVITIES										
Receipts										
Property rates		-	-	-	-	-	-	-	-	-
Service charges		-	-	-	-	-	-	-	-	-
Other revenue		74	23,442	-	-	-	11,721	(11,721)	-100%	23,442
Transfers and Subsidies - Operational		-	10,000	-	-	-	5,000	(5,000)	-100%	10,000
Transfers and Subsidies - Capital		-	-	-	-	-	-	-	-	-
Interest		-	-	-	-	-	-	-	-	-
Dividends		-	-	-	-	-	-	-	-	-
Payments										
Suppliers and employees		(8,511)	(23,587)	-	(565)	(5,803)	(11,794)	5,990	-51%	(23,587)
Interest		-	-	-	-	-	-	-	-	-
Dividends paid		-	-	-	-	-	-	-	-	-
Transfers and Subsidies		(6,437)	9,854	-	(565)	(5,803)	4,927	(10,730)	-218%	9,854
NET CASH FROM/(USED) OPERATING ACTIVITIES		(12,875)	19,708	-	(1,129)	(11,607)	9,854	(21,481)	-217.8%	19,708
CASH FLOWS FROM INVESTING ACTIVITIES										
Receipts										
Proceeds on disposal of PPE		-	-	-	-	-	-	-	-	-
Decrease (increase) in non-current receivables		-	-	-	-	-	-	-	-	-
Decrease (increase) in non-current investments		-	-	-	-	-	-	-	-	-
Payments										
Capital assets		675	(1,863)	-	-	(2,005)	(932)	(1,074)	115%	(1,863)
NET CASH FROM/(USED) INVESTING ACTIVITIES		675	(1,863)	-	-	(2,005)	(932)	(1,074)	115.3%	(1,863)
CASH FLOWS FROM FINANCING ACTIVITIES										
Receipts										
Short term loans		-	-	-	-	-	-	-	-	-
Borrowing long term/refinancing		-	-	-	-	-	-	-	-	-
Increase (decrease) in consumer deposits		-	-	-	-	-	-	-	-	-
Payments										
Repayment of borrowing		-	-	-	-	-	-	-	-	-
NET CASH FROM/(USED) FINANCING ACTIVITIES		-	-	-	-	-	-	-	-	-
NET INCREASE/ (DECREASE) IN CASH HELD		(12,200)	17,845	-	(1,129)	(13,612)	8,923	(22,534)	-252.6%	17,845
Cash/cash equivalents at the beginning of year	2	2,370	2,370	-	-	3,441	2,370	1,071	45.2%	2,370
Cash/cash equivalents at the end of year	2	(9,829)	20,216	-	(1,129)	(10,171)	11,293	(21,454)	-190.1%	20,216

23.2.1 Employee Related Cost and Remuneration of Board Directors

Employee Related costs which include director's fees are 22% less than the budget because of new two employees joining the organization in August 2023 instead of July 2023 as was anticipated. The second factor is that the term of Chief Executive Officer also expired in 30th November 2023 contributing to less spending. The director's fees Underperformed due to most of the meetings scheduled to be held in the remainder of the financial year.

23.2.3 General Expenditure

Inventory consumed which is Staff-welfare is 100% not spent because of the entity using municipal consumables. Depreciation and asset impairment is 100% not spent because of it being a year-end issue, going forward the entity will affect depreciation monthly. Contracted Services is 26% less than the budget because of cash flow

constraints, the entity could not spend on maintenance as anticipated. Irrecoverable debts written-off is 100% not spend because of the expenditure being processed at year end. Operational costs which are general expenses are 65% less than the budget because of stringent spending due to the entity not being liquid, the entity did not have enough cash to back up the spending.

23.2.4 Summary of PHA Mid-Year Service Delivery Performance

MID-YEAR 01 st JULY 2023 – 31 st DECEMBER 2023				
Key Performance Area	No of Targets as per Annual Performance Plan	No of Targets Applicable for Mid-Year (1 Jul - 31 Dec 2023)	No of Targets Achieved	No of Targets not Achieved
Service Delivery	5	3	3	0
Financial Viability	5	4	3	1
Governance and Transformation	16	9	9	0
Total	26	16	15	1
Total (%)	100%	62%	58%	4%

23.2.5 PHA Past Year's Annual Report (2022/23) and Progress on Resolving Problems Identified in the Annual report

Findings	Intervention
Rental revenue incorrectly classified as agency fees	The entity will now henceforth classify the income from Seshego CRU as rental this would be in line with the GRAP 9
Directors' fees incorrectly included in the employee related cost	The entity used to include the Directors fees as employee cost but going forward the entity will separate the Directors emoluments from employee related cost(s) and disclose them separately
Overstatement of Receivable from non-exchange and Payables from non-exchange.	The entity will make sure that all journals that are agreed to with auditors are supported and well documented to avoid recurrence of this. This year all recommended journals were supported and filed.
Understatement of related party (Polokwane Municipality) transactions	The entity will cross-reference with Polokwane Municipality to ensure that every expenditure paid for on behalf of PHA is correctly accounted for

Findings	Intervention
Contingent Asset disclosure omitted on Annual Financial Statements	The entity will make sure that thorough review of AFS is done to ensure full completeness comparatively

23.2.6 PHA Recommendations


After having assessed the financial and non- financial performance of PHA for the first half of the 2023/24 financial year, 1 July 2023 to 31st December 2023, it is recommended:

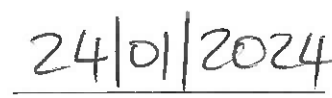
- ✓ That the projections as contained in this report inform the Adjustment Budget
- ✓ That the budget of PHA be adjusted downwards
- ✓ That the Annual Performance Plan be revised and adjusted in line with the Adjusted Budget.

24 Recommendations from the Accounting Officer

After having assessed the performance of the municipality for the first half of the year (ended 31 December 2023), the following is recommended:

- That the Executive Mayor tables the 2023/24 Mid-Year Budget and Performance Assessment Report to Council with the need to approve an adjustment budget.
- That the Revised Budget Projections as contained in this report inform the Adjustment Budget
- That 2023/24 Budget be adjusted downwards in line with the Revised Budget Projections.
- That the 2023/24 Service Delivery and Budget Implementation Plan be revised and adjusted in line with the Adjusted Budget.


THUSO NEMUGUMONI
MUNICIPAL MANAGER


DATE

Annexure A: Detailed Progress Report on Key Performance Indicators

1. Basic Service Delivery

IDP Ref No.	Responsible Owner	KPI Name	Strategic Objective	Baseline	Unit of Measurement	Annual Target	Mid-Year Report 2023-24			Performance Challenges	Corrective Measures	POE
							Mid-Year Target (31 Dec 2023)	Mid-Year Actual Performance (31 Dec 2023)	Performance			
BSD_TL01	Energy Services: Planning and Development	Number of new substations built by 30 June 2024	To ensure provision of basic and environmental services in a sustainable way	1	Number	0,25%	n/a	n/a	n/a	n/a	Appointment letters, minutes on meetings, progress reports, payment certificates	
BSD_TL02	Energy Services: Planning and Development	Kilometre of underground cables installed by 30 June 2024	To ensure provision of basic and environmental services in a sustainable way	1	Number	0	n/a	n/a	n/a	n/a	No budget for this project	
BSD_TL03	Energy Services: Planning and Development	Increase percentage of Rural Households with access to electrification by 0.50% by the 30 June 2024	To ensure provision of basic and environmental services in a sustainable way	0,01%	Percent	0,50%	n/a	n/a	n/a	n/a	Appointment letters, minutes on meetings, progress reports, payment certificates, completion certificates	

IDP Ref No.	Responsible Owner	KPI Name	Strategic Objective	Baseline	Unit of Measurement	Annual Target	Mid-Year Report 2023-24			Performance Challenges	Corrective Measures	POE
							Mid-Year Target (31 Dec 2023)	Mid-Year Actual Performance (31 Dec 2023)	Mid-Year Actual Performance (31 Dec 2023)			
BSD_TL04	Water Sanitation	Increase percentage of Households with access to sanitation by 1.75% by 30 June 2024	To ensure provision of basic and environmental services in a sustainable way	0,02	Percent	0,75%	n/a	n/a	n/a	n/a	Happy letters, completion certificate, Progress report, beneficiary list and close out report.	
BSD_TL05	Water Sanitation	Increase percentage of Households with access to Water by 0.40 % by the 30 June 2024	To ensure provision of basic and environmental services in a sustainable way	0	Percent	0.40%	n/a	n/a	n/a	n/a	completion letters	
BSD_TL06	Public Transport Infrastructure Development	Km of roads upgraded from gravel to tar by 30 June 2024	Promotion of economic growth, job creation and Sustainable human settlements	2,2	Number	15km	n/a	n/a	n/a	n/a	Appointment letter, progress report and payment certificate	
BSD_TL07	Environmental Health Services	Number of Health (Food premises and outlets) inspections conducted by 30 June 2024	To ensure provision of basic and environmental services in a sustainable way to our communities	1 540	Number	385	770	862	None	None	Food Premises inspection reports	
BSD_TL08	Waste Management	Number of rural villages supplied with weekly waste removal services by 30 June 2024	To ensure provision of basic and environmental services in a	4	Number	8	n/a	n/a	n/a	n/a	Collection reports from superintendents and manager	

IDP Ref No.	Responsible Owner	KPI Name	Strategic Objective	Baseline	Unit of Measurement	Annual Target	Mid-Year Report 2023-24				Performance Challenges	Corrective Measures	POE
							Mid-Year Target (31 Dec 2023)	Mid-Year Actual Performance (31 Dec 2023)					
BSD_TL09	Waste Management	Increase Percent of Households with access to waste removal services by 0.10% by the 30 June 2024	To ensure provision of basic and environmental services in a sustainable way to our communities	0,08	Percent	0.10%	n/a	n/a	n/a	n/a	n/a	Reports from superintendents and manager	
BSD_TL10	Disaster Management	Number of Disaster Management Plan Reviewed (Annual review) by 30 June 2024	To ensure provision of basic and environmental services in a sustainable way to our communities	1	Number	1	n/a	n/a	n/a	n/a	n/a	Approved Disaster Plan	
BSD_TL11	Disaster Management	Km fire break re-planting conducted by 30 June 2024	To ensure provision of basic and environmental services in a sustainable way to our communities	2 100	Number	2 100	n/a	n/a	n/a	n/a	n/a	Invoice, Lease of farm rebladed	
BSD_TL12	Public Transport Infrastructure Development	Km of Trunk route constructed by 30 June 2024	Promotion of economic growth, job creation and Sustainable human settlements	0,25	Number	1km	n/a	n/a	n/a	n/a	n/a	Progress reports, payment certificate	

2. Local Economic Development

IDP Ref No.	Responsible Owner	KPI Name	Strategic Objective	Municipal Programme	Baseline	Unit of Measurement	Annual Target	Mid-Year 2023-24			Performance Challenges	Corrective Measures	POE
								Mid-Year Target (31 Dec 2023)	Mid-Year Actual Performance (31 Dec 2023)				
LED_TL01	Director Planning and Economic Development	Number of workshops / Trainings conducted for Street Traders by 30 June every year	Promotion of economic growth, job creation and Sustainable human settlement	LED	6	Number	7	4	7	None	None	Attendance register, Reports and Pictures	
LED_TL02	Director Strategic Planning, Monitoring and Evaluation.	Number of job opportunities created through EPWP by 30 June 2024 (Temporary job opportunities)	Promotion of economic growth, job creation and sustainable human settlements	LED	3 552	Number	3665	2 000	2078	None	None	Public Body Project List	
LED_TL03	Director Planning and Economic Development	Number of exhibition / Flea Markets facilitated by the municipality by 30 June each year	Promotion of economic growth, job creation and Sustainable human settlement	LED	3	Number	12	6	13	None	None	Feedback reports, Attendance Registers and Pictures.	
LED_TL04	Director Planning and Economic Development	Number of tourism investment promotion trade shows held by 30 June each year	Promotion of economic growth, job creation and Sustainable human settlement	LED	8	Number	8	4	10	None	None	Feedback Report, Invitation/Adverts, Pictures, Visitors Comments Register, Official Attendance Register and Approved Motivation Report of participation.	

IDP Ref No.	Responsible Owner	KPI Name	Strategic Objective	Municipal Programme	Baseline	Unit Measurement	Annual Target	Mid-Year 2023-24			Performance Challenges	Corrective Measures	POE
								Mid-Year Target (31 Dec 2023)	Mid-Year Actual Performance (31 Dec 2023)				
LED_TL05	Director Planning and Economic Development	Number of job opportunities created through Municipal sponsored trading. (Respond: Traders trade at events during soccer matches and festivals for economic beneficiation)	Promotion of economic growth, job creation and Sustainable human settlement	LED	12	Number	12	6	30	None	None	Attendance register, reports and pictures	
LED_TL06	Director Planning and Economic Development	Number of workshops / Trainings conducted for Street Traders by 30 June every year Training organised by the municipality in partnerships with sector partners offered to SMME's by 30 June each year	Promotion of economic growth, job creation and Sustainable human settlement	LED	6	Number	20	10	17	None	None	Invitation, newspaper article of the event programme, feedback reports and pictures.	

3. Financial Viability

IDP Ref No.	Responsible Owner	KPI Name	Strategic Objective	Baseline	Unit of Measurement	Annual Target	Mid-Year 2023-24			Corrective Measures	POE
							Mid-Year Target (31 Dec 2023)	Mid-Year Actual Performance (\$1 Dec 2023)	Performance Challenges		
FV_TL01	Chief Financial Officer	Number of funded annual budget adopted as per MFMA act by 30 May	To ensure efficiency and effectiveness of municipal administration	1	Number	1	n/a	n/a	n/a	Approved funded annual budget	
FV_TL01(A)	Budget and Reporting	Number of funded budget adjustment adopted by 28 February	To ensure financial sustainability	0	Number	1	n/a	n/a	n/a	Approved funded adjustment budget	
FV_TL02	Budget and Reporting	Percentage Municipal compliance to MSCOA by 30 June 2024	To ensure financial sustainability	100	Percent	100%	100%	None	None	MsCOA Strings Data	
FV_TL02(B)	Budget and Reporting	Number of MSCOA reports processed and submitted to NT by 30 June each year.	To ensure financial sustainability	12	Number	12	12	None	None	MSCOA reports processed and submitted to NT	
FV_TL03	Expenditure Management	% of creditors paid within 30 days upon receipt of invoice"	To ensure financial sustainability	98%	Percent	95%	100%	None	None	Age Analysis and MFMA S71 Report	
FV_TL04	Revenue Management and Customer Care	% of Households with access to free basic services to all qualifying people in the municipality area of jurisdiction	To ensure financial sustainability	100%	Percent	100%	100%	None	None	Indigent Report	
FV_TL05	Revenue Management and Customer Care	Percentage collection of revenue billed; total billed vs total collected.	To ensure financial sustainability	92%	Percent	86%	90%	None	None	Billing vs Collection Report	
FV_TL05(A)	Revenue Management and Customer Care	Percentage collection of government outstanding vs total debt collected. (Government debt)	To ensure financial sustainability	0	Percent	30%	115%	None	None	Government debt vs debt collected.	

IDP Ref No.	Responsible Owner	KPI Name	Strategic Objective	Baseline	Unit of Measurement	Annual Target	Mid-Year 2023-24			Performance Challenges	Corrective Measures	POE
							Mid-Year Target (31 Dec 2023)	Mid-Year Actual Performance (31 Dec 2023)				
FV_TL05(B)	Revenue Management and Customer Care	Percentage collection of land / property debts outstanding vs total collected. (Land and Property debts)	To ensure financial sustainability	0	Percent	30%	30%	91%	None	None	Land and Property debt vs debt collected.	
FV_TL05(C)	Budget and Reporting	Percentage of progress on resolutions for solar project	To ensure financial sustainability	0	Percent	50%	50%	10%	The study has been conducted in prior the appointment of the current TA assist the Municipality to monitor the planning, execution and monitoring of the project as required by the PPP guidelines. Subsequent to the appointment of the TA, documents containing the study on the project has been shared with the TA for review. Considering the complexity of the project The TA, is currently reviewing the submitted documents to enable them to make meaning inputs and guide the process going forward.	Develop the acceleration plan to ensure that the target is achieved. The Newly appointed TA is busy reviewing the study previously conducted. This is to ensure that they comprehend what has been completed and provide way-forward and develop the action plan.	Resolution register with relevant supporting documents	

IDP Ref No.	Responsible Owner	KPI Name	Strategic Objective	Baseline	Unit of Measurement	Annual Target	Mid-Year 2023-24		Performance Challenges	Corrective Measures	POE
							Mid-Year Target (31 Dec 2023)	Mid-Year Actual Performance (31 Dec 2023)			
FV_TL05(D)	Budget and Reporting	Percentage progress of DBSA assistance on non-revenue projects	To ensure financial sustainability	0%	Percent	100%	100%	10%	The first application expired. A new application is being finalised	A new application has served in executive management and a new application to be sent to DBSA with council approval.	Resolution register with supporting documents
FV_TL06	Supply Chain Management	Timely appointment of service providers within 90 days in line with the National Treasury Norm on appointment of contractors	To ensure financial sustainability	72	Percent	90	90	N/A	No appointment made within 90 days of the closing date as most of the bids closed in October/November during the Audit time.	The bids will be evaluated before the end of February 2024	Demand Management Report
FV_TL08	Expenditure Management	Number of payroll reconciliation prepared.	To ensure financial sustainability	0	Number	12	6	6	None	None	Payroll reconciliation prepared
FV_TL09	Budget and Reporting	Number of investment reconciliation prepared.	To ensure financial sustainability	0	Number	12	6	6	6	None	Investment reconciliation
FV_TL10	Budget and Reporting	Number of investment meetings held.	To ensure financial sustainability	0	Number	12	6	5	Only 5 investments were held during the quarter. The investments are coordinated and held when there is surplus funds available to be	Revise the future target to align to ensure that meetings are held based on the availability of surplus	Attendance register
FV_TL10(A)	Budget and Reporting	100% of infrastructure assets unbundled in	To ensure financial sustainability	0	Percent	100%	100%	100%	None	None	Unbundling report

IDP Ref No.	Responsible Owner	KPI Name	Strategic Objective	Baseline	Unit of Measurement	Annual Target	Mid-Year 2023-24		Performance Challenges	Corrective Measures	POE
							Mid-Year Target (31 Dec 2023)	Mid-Year Actual Performance (31 Dec 2023)			
		accordance with the accounting framework									
FV_TL10(B)	Manager Asset Management	Number of Asset Management Committees held	To ensure financial sustainability	0	Number	4	2	2	None	None	Minutes of meetings and attendance registers
FV_TL10(C)	Manager Asset Management	Number of GRAP compliant inventory register compiled and maintained	To ensure financial sustainability	0	Number	1	1	1	None	None	GRAP Compliant Inventory register
FV_TL10(D)	Budget and Reporting	Number of in-year reports submitted to Treasury within 10 days after the end of the month	To ensure financial sustainability	0	Number	12	6	6	None	None	Proof of submission of in-year monitoring report
FV_TL10(E)	Budget and Reporting	Number of UJF reports submitted to treasury within 10 days after the end of the month	To ensure financial sustainability	0	Number	12	6	4	Four reports were submitted to National Treasury	The report will be submitted as required.	Proof of submission of UJF reports
FV_TL10(F)	Budget and Reporting	Number of quarterly financial statements submitted to stakeholders within 60 days after the end of the quarter	To ensure financial sustainability	4	Number	4	2	2	None	None	Quarterly financial statements as submitted to stakeholders
FV_TL10(G)	Budget and Reporting	Number of annual financial statements submitted to the Auditor General by 31st August each Financial Year	To ensure financial sustainability	1	Number	1	1	1	None	None	annual financial statement

4. Municipal Transformation and Organisational Development

IDP Ref No.	Responsible Owner	KPI Name	Strategic Objective	Baseline	Unit Measurement	Annual Target	Mid-Year 2023-24				Performance Challenges	Corrective Measures	POE
							Mid-Year Target (31 Dec 2023)	Mid-Year Actual Performance (31 Dec 2023)					
MTOD_TL01	Corporate and Shared Services - Human Resources Management	Submission of Reviewed of WSP to LGSETA by 30 April 2024	To ensure community confidence in the system of local government	1	Number	1	n/a	n/a	n/a	n/a	n/a	Letter of acknowledgement	
MTOD_TL02	Corporate and Shared Services - Human Resources Management	Submission of Employment Equity Plan to the Department of Labour by 30 June 2024	To ensure community confidence in the system of local government	1	Number	1	n/a	n/a	n/a	n/a	n/a	Letter of acknowledgement	
MTOD_TL03	Corporate and Shared Services - Human Resources Management	Number of new External Students awarded study bursaries for the next academic year by 30th June 2024	To ensure community confidence in the system of local government	40	Number	40	40	0	Awards could not be done by December 2023 as the results that must be adjudicated through the process are only due to come out in January 2024.	Bursaries to be awarded before end of quarter 3.	Bursaries Report		
MTOD_TL04	Corporate and Shared Services - Human Resources Management	Number of Graduates awarded Internships / Experimental / Learner ship at Polokwane Municipality by the 30 June 2024	To ensure community confidence in the system of local government	100	Number	100	n/a	n/a	n/a	n/a	n/a	Internships/ Experimental/ Learnership Report	

IDP Ref No.	Responsible Owner	KPI Name	Strategic Objective	Baseline	Unit of Measurement	Annual Target	Mid-Year 2023-24			Corrective Measures	POE
							Mid-Year Target (31 Dec 2023)	Mid-Year Actual Performance (31 Dec 2023)	Performance Challenges		
MTOD_TL05	Corporate and Shared Services - Human Resources Management	% of training session on application and understanding of code of conduct for new employees by 30 June 2024	To ensure community confidence in the system of local government	100%	Percent	100%	100%	60%	Target not achieved	Induction for interns will be reported in the third quarter.	Attendance Register attached.

5. Good Governance and Public Participation

IDP Ref No.	Responsible Owner	KPI Name	Strategic Objective	Baseline	Unit of Measurement	Annual Target	Mid-Year 2023-24			Performance Challenges	Corrective Measures	POE
							Mid-Year Target (31 Dec 2023)	Mid-Year Actual Performance (31 Dec 2023)				
GGPP_TL01 (A)	Director Planning and Economic Development	Draft Status Quo Analysis Report Published for Comments and Inputs before the 30 September each Financial year	To ensure financial sustainability	1	Number	1	1	1	None	None	Copy of Draft Status Quo Analysis, Newspaper advert	
GGPP_TL01 (B)	Director Planning and Economic Development	Draft Projects Published for Comments and Inputs before the 31 March each Financial year	To ensure community confidence in the system of local government	1	Number	1	n/a	n/a	n/a	n/a	Copy of the Draft Projects Report, Newspaper advert	
GGPP_TL01 (C)	Director Planning and Economic Development	Submitting the next financial year Draft IDP and Budget to Council for adoption by 31 March each year (two month before the start of the new financial year)	To ensure community confidence in the system of local government	1	Number	1	n/a	n/a	n/a	n/a	Council Resolution, Copy of Draft IDP	

IDP Ref No.	Responsible Owner	KPI Name	Strategic Objective	Baseline	Unit of Measurement	Annual Target	Mid-Year 2023-24			Performance Challenges	Corrective Measures	POE
							Mid-Year Target (31 Dec 2023)	Mid-Year Actual Performance (31 Dec 2023)				
GGPP_TL02	Director Planning and Economic Development	Approval of the current financial year IDP, Budget and PMS Schedule (Process Plan) by 30 August each year (S21 of the MFMA)	To ensure community confidence in the system of local government	1	Number	1	1		n/a	n/a	Council Resolution and Final Process Plan	
GGPP_TL03	Director Planning and Economic Development	Number of IDP, Budget and PMS Steering Committee Meeting held by 30 June 2024	To ensure community confidence in the system of local government	3	Number	3	1		n/a	n/a	Agenda, Minutes, Attendance Register	
GGPP_TL04	Director Planning and Economic Development	Submitting the next financial year Final IDP and Budget to Council for adoption by 31 May each year (One month before the start of the new financial year)	To ensure community confidence in the system of local government	1	Number	1	n/a		n/a	n/a	Council Resolution, Copy of Final IDP	
GGPP_TL05	Director Strategic Planning, Monitoring and Evaluation	Tabling Draft Annual Report for previous financial year to Council by 31 January each year. (s121 - 129 MFMA)	To ensure community confidence in the system of local government	1	Number	1	n/a		n/a	n/a	Copy of the draft Annual Report, Copy of Council Resolution	

IDP Ref No.	Responsible Owner	KPI Name	Strategic Objective	Baseline	Unit of Measurement	Annual Target	Mid-Year 2023-24			Performance Challenges	Corrective Measures	POE
							Mid-Year Target (31 Dec 2023)	Mid-Year Actual Performance (31 Dec 2023)				
GGPP_TL06	Director Strategic Planning, Monitoring and Evaluation	Number of Quarterly Performance Reports submitted to Council by 30 June 2024	To ensure community confidence in the system of local government	4	Number	4	2	2	None	None	Copy of Quarterly Performance Reports, Council Resolution	
GGPP_TL08	Director Corporate and Shared Services	Number of Steering Committee meeting held by 30 June 2024	To ensure community confidence in the system of local government	4	Number	4	2	2	None	None	Minutes and Attendance Register	
GGPP_TL09	Director Corporate and Shared Services	Number of quarterly reports on the performance of ICT Service providers by 30 June 2024	To ensure community confidence in the system of local government	4	Number	4	2	2	None	None	Quarterly Report	
GGPP_TL10 (A)	Manager of the Office of the Municipal Manager	Number of EXCO Meetings convened by 30 June 2024	To ensure community confidence in the system of local government	4	Number	36	18	17	None	None	Agenda and Minutes	
GGPP_TL10 (C)	Manager of the Office of the Municipal Manager	Number of Extended EXCO Meetings convened by 30 June 2024	To ensure community confidence in the system of local government	0	Number	12	6	4	Extended meetings were not convened as planned since Management was busy with Audit. However, OPCA and AG steering committee meetings were convened every Wednesday and Friday weekly.	Going forward meetings will be convened as planned since the Audit is completed.	Agenda and Minutes	

IDP Ref No.	Responsible Owner	KPI Name	Strategic Objective	Baseline	Unit of Measurement	Annual Target	Mid-Year 2023-24			Performance Challenges	Corrective Measures	POE
							Mid-Year Target (31 Dec 2023)	Mid-Year Actual Performance (31 Dec 2023)				
GGPP_TL10 (B)	Manager Legislative Support	Number of Mayoral Committee meetings convened by 30 June 2024	To ensure community confidence in the system of local government	10	Number	10	5	8	None	None	Agenda and Minutes	
GGPP_TL11	Manager Legislative Support	Number of Council sittings convened by 30 June 2024	To ensure community confidence in the system of local government	6	Number	4	2	6	None	None	Agenda and attendance registers	
GGPP_TL12	Manager Legislative Support	Number of Portfolio Committee meetings convened by 30 June 2024	To ensure community confidence in the system of local government	132	Number	110	55	67	None	None	Agenda and attendance registers	
GGPP_TL14	Chief Financial Officer	Number of GRAP compliant fixed assets compiled and updated	To ensure community confidence in the system of local government	1	Number	1	1	1	None	None	GRAP compliant Fixed assets register	
GGPP_TL15	Manager Executive Mayor's Office	Number of Ward Councils Convened by 30 June 2024	To ensure community confidence in the system of local government	26	Number	45	n/a	n/a	n/a	n/a	Agenda	
GGPP_TL16	Chief Audit Executive	Develop External Audit Action Plan based on AGSA Findings by 31 January each year.	To ensure community confidence in the system of local government	1	Number	1	n/a	n/a	n/a	n/a	External Audit Action Plan	

IDP Ref No.	Responsible Owner	KPI Name	Strategic Objective	Baseline	Unit Measurement	Annual Target	Mid-Year 2023-24			Performance Challenges	Corrective Measures	POE
							Mid-Year Target (31 Dec 2023)	Mid-Year Actual Performance (31 Dec 2023)	Mid-Year Actual Performance (31 Dec 2023)			
GGPP_TL17	Chief Executive	Develop Annual Internal Audit Plan and 3 year rolling strategic plan by 30 June 2024	To ensure community confidence in the system of local government	1	Number	1	1	1	The Annual Audit Plan and 3 year rolling strategic plan was developed.	N/A	Annual Internal Audit Plan and 3 year rolling strategic plan	
GGPP_TL18	Chief Executive	Number of Audit Committee Meetings convened by 30 June 2024	To ensure community confidence in the system of local government	12	Number	6	3	5	None	None	Minutes of Audit Committee Meetings	
GGPP_TL19	Manager Legislative Support	Number of Ward Committee meetings convened by 30 June 2024	To ensure community confidence in the system of local government	276	Number	540	270	269	PoE for one meeting couldn't be verified. The official responsible for it was on sick leave.	The PoE will be disclosed as part of the annual reporting.	Agenda and attendance registers	
GGPP_TL20	Manager Legislative Support	Number of Ward Committee Reports developed and submitted to Council by 30 June 2024	To ensure community confidence in the system of local government	4	Number	4	2	2	None	None	Council resolutions on Ward Committee reports	
GGPP_TL21	Manager Legislative Support	Tabling the Oversight Report on the previous financial year Annual Report to Council by 31 March each year (Section 121-129 MFMA)	To ensure community confidence in the system of local government	1	Number	1	n/a	n/a	n/a	n/a	Council resolution on oversight report (annual report)	

IDP Ref No.	Responsible Owner	KPI Name	Strategic Objective	Baseline	Unit of Measurement	Annual Target	Mid-Year 2023-24				Performance Challenges	Corrective Measures	POE
							Mid-Year Target (31 Dec 2023)	Mid-Year Actual Performance (31 Dec 2023)					
GGPP_TL22	Manager Risk Management	Number of operational risk assessments conducted by 30 June 2024	To ensure community confidence in the system of local government	45	Number	45	n/a	n/a	n/a	n/a	n/a	Risk Registers. Attendance registers and agenda	
GGPP_TL23	Manager Risk Management	Number of Fraud awareness Campaign held conducted by 30 June 2024	To ensure community confidence in the system of local government	4	Number	4	2	3	None	None	None	Fraud awareness report/Invitation . Agenda and attendance register	
GGPP_TL24	Manager Risk Management	Number of institutional strategic risk register Reviewed of by 30 June 2024	To ensure community confidence in the system of local government	1	Number	1	n/a	n/a	n/a	n/a	n/a	Attendance register, agenda, and strategic risk assessment report	
GGPP_TL25	Manager Risk Management	Number of Risk Management Committee convened by 30 June 2024	To ensure community confidence in the system of local government	4	Number	4	2	2	None	None	None	Invitation, Attendance register, agenda and minutes	
GGPP_TL26	Chief Financial Officer	Maintain the Unqualified Audit Opinion	To ensure community confidence in the system of local government	1	Number	1	n/a	n/a	n/a	n/a	n/a	Signed AGSA Audit opinion report	
GGPP_TL27	Treasury Office and Financial Support	Manage and maintain: unauthorised, Irregular and Fruitless Expenditure at R0.00	To ensure community confidence in the system of local government	R0.00 UIF expenditure	Number	R0.00 UIF expenditure	R0.00 UIF expenditure	R119 348 356.	Target not achieved. UIFW is at a balance of R119 348 356.	not achieved. UIFW is at a balance of R119 348 356.	Improve internal controls to reduce the UIFW amount consists of the previous years expenditure.	UIF register	

6. Capital Works Plan

IDP Ref	Responsible Owner	Strategic Objective	Project	Municipal Programme	Unit of Measurement	Mid-Year 1 July 2023- 31 December 2023			Performance Challenges	Corrective Measures	POE
						Mid-Year Target	Target Description	Actual Performance (31 Dec 2023)			
WATER AND SANITATION DIRECTORATE											
CWP_01	Director Water and Sanitation	To ensure provision of basic and environmental services in a sustainable way	Clifantsport RWS (Mimolong wa Perekisi)	Water Supply and Reticulation Programme	Percent	100%	Construction of internal reticulation pipe line and equipping boreholes. Completion of the project.	80%	The contractor was performing slowly due to cash flow challenges.	The contractor has an approved extension of time till 20 December, an intervention meeting was held and the contractor submitted a catch up plan.	Progress report, Close out Report, Completion Certificate
CWP_02	Director Water and Sanitation	To ensure provision of basic and environmental services in a sustainable way	Mothapo RWS	Water Supply and Reticulation Programme	Percent	60%	Electrification of boreholes and reticulation.	44%	The contractor was delayed in the first quarter due to a strike.	The contractor has submitted a notice to claim for extension of time.	Progress report, Close out Report, Completion Certificate
CWP_03	Director Water and Sanitation	To ensure provision of basic and environmental services in a sustainable way	Moleliffe East RWS	Water Supply and Reticulation Programme	Percent	5%	DBR Appointment of contractor, Site establishment	95.7%	Target achieved	None	PDR, DBR, Appointment letters, Progress report, Close out Report, Completion Certificate
CWP_04	Director Water and Sanitation	To ensure provision of basic and environmental services in a sustainable way	Moleliffe North RWS	Water Supply and Reticulation Programme	Percent	100%	Completion of two Package plants and Equipping borehole. Electrification of package plant and Borehole. Completion of the Project.	98%	There were delays in installation and package plant.	The contractor has achieved practical completion the certificate is currently in circulation.	Progress report, Close out Report, Completion Certificate
CWP_05	Director Water and Sanitation	To ensure provision of basic and environmental services in a sustainable way	Sabayeng/Dikgale RWS	Water Supply and Reticulation Programme	Percent	10%	Tender Document, Appointment and Site Handover	1%	There were delays in finalization and agreement of the scope.	Scope agreement finalized, and a contractor is allocated. An official handover to be held after builders break.	Design reports, appointment letter, progress reports

IDP Ref	Responsible Owner	Strategic Objective	Project	Municipal Programme	Unit of Measurement	Mid-Year 1 July 2023- 31 December 2023				POE	
						Mid-Year Target	Target Description	Actual Performance (31 Dec 2023)	Performance Challenges		Corrective Measures
CWP_06	Director Water and Sanitation	To ensure provision of basic and environmental services in a sustainable way	Moleletje South RWS	Water Supply and Reticulation Programme	Percent	10%	Appointment of contractor and site establishment	2%	There were delays experienced in the first quarter regarding adoption of the proposed scope and scheme demarcations.	The issues were resolved and a draft technical report has been submitted to the municipality for comments.	Approved business plan, appointment letter, progress reports
CWP_07	Director Water and Sanitation	To ensure provision of basic and environmental services in a sustainable way	Houtriver RWS	Water Supply and Reticulation Programme	Percent		N/A	98%	The contractor experienced an additional delay due to protest action by one of the sub-contractors on the project.	The councillors assisted in resolving the issue and additional extension of time was approved.	Progress reports, Completion certificate, Minutes of meetings, close-up report
CWP_08	Director Water and Sanitation	To ensure provision of basic and environmental services in a sustainable way	Chuene Maja RWS	Water Supply and Reticulation Programme	Percent	70%	Installation of pumps, Pump station	67%	The contractor is delayed due to fences on the design boundary.	The contractor has submitted a catch up plan.	Progress reports, Completion certificate, Minutes of meetings, close-up report
CWP_09	Director Water and Sanitation	To ensure provision of basic and environmental services in a sustainable way	Molepo RWS	Water Supply and Reticulation Programme	Percent	70%	Equipping and electrification of boreholes	65%	The local sub-contractor plant experienced a lot of breakdowns	Contractor committed to adding additional plant.	Progress reports, Completion certificate, Minutes of meetings, close-up report
CWP_10	Director Water and Sanitation	To ensure provision of basic and environmental services in a sustainable way	Laastshoop RWS	Water Supply and Reticulation Programme	Percent	5%	Scoping, Preliminary and detailed design report.	2%	Identifying new source has delayed progress, 5 boreholes are drilled and tested while the last one requires odex drilling due to hardness of the rock	Drilling to continue in the new year and awaiting quality of the tested boreholes to conclude the technical report.	Technical report recommendation, PDR, DDR, Progress report, Meeting Minutes and attendance register

Mid-Year 1 July 2023- 31 December 2023											
IDP Ref	Responsible Owner	Strategic Objective	Project	Municipal Programme	Unit of Measurement	Mid-Year Target	Target Description	Actual Performance (31 Dec 2023)	Performance Challenges	Corrective Measures	POE
CWP_11	Director Water and Sanitation	To ensure provision of basic and environmental services in a sustainable way	Mankweng RWS	Water Supply and Reticulation Programme	Percent	5%	Scoping, Preliminary and detailed design report.	4%	Technical report submitted for approval, there was a delay in the geo-hydrological studies.	Resolved and the report is submitted awaiting approval	Technical report recommendation, PDR, DDR, Progress report, Meeting Minutes and attendance register
CWP_12	Director Water and Sanitation	To ensure provision of basic and environmental services in a sustainable way	Boyne RWS	Water Supply and Reticulation Programme	Percent	100%	Pipe Testing, storage refurbishment. Electrification of boreholes.	90%	Delays due to large amounts of hard rock encountered at Makgong.	The contractor is using the method of rock blasting.	Completion Certificate, Minutes of progress meetings
CWP_13	Director Water and Sanitation	To ensure provision of basic and environmental services in a sustainable way	Badimong RWS	Water Supply and Reticulation Programme	Percent	50%	Drilling and Equipping of boreholes	95%	Target achieved	None	Completion Certificate, Minutes of progress meetings
CWP_14	Director Water and Sanitation	To ensure provision of basic and environmental services in a sustainable way	Construction of ventilated pit latrines	Water Supply and Reticulation Programme	Percent	50%	Construction of VIP	60.5%	Target Achieved.	None	Progress report, Close out Report, Completion Certificate
CWP_15	Director Water and Sanitation	To ensure provision of basic and environmental services in a sustainable way	Regional Waste Water Treatment Plant	Water Supply and Reticulation Programme	Percent	50%	Laying of concrete pipes, steel fixing and Casting of drop structures, Casting of the pipe bridge and Civil works on the main regional waste water plant.	22%	Target Achieved	None	Progress report, Meeting Minutes and attendance register
CWP_16	Director Water and Sanitation	To ensure provision of basic and environmental services in a sustainable way	Polokwane Bulk Water Supply	Water Supply and Reticulation Programme	Percent	25%	Completion of pipeline and pump houses. Construction of WTWs	95.4%	Target Achieved	None	Progress report, Close out Report, Meeting Minutes and attendance register, Completion Certificate

Mid-Year 1 July 2023- 31 December 2023											
IDP Ref	Responsible Owner	Strategic Objective	Project	Municipal Programme	Unit of Measurement	Mid-Year Target	Target Description	Actual Performance (31 Dec 2023)	Performance Challenges	Corrective Measures	POE
CWP_17	Director Water and Sanitation	To ensure provision of basic and environmental services in a sustainable way	Sewer Combination Trucks/Super Suckers	Water Supply and Reticulation Programme	Percent	50%	Delivery of the Sewer Combination Truck	5.5%	The document is tender ready however the budget was transferred for the purchasing of water tankers.	No budget available.	Bid Document, Appointment Letter & Delivery Note
CWP_18	Director Water and Sanitation	To ensure provision of basic and environmental services in a sustainable way	Aganang RWS (2)	Water Supply and Reticulation Programme	Percent	75%	Storage, yard connections.	66%	Major phase 2 on 85% delay in Eskom connection, Kalksprit delayed due to business forum disruptions.	List of outstanding connections issued to Eskom for intervention, and meeting was scheduled with Eskom. Disruptions of business forums to be addressed following builders break.	Completion Certificate, Minutes of progress meetings
CWP_19	Director Water and Sanitation	To ensure provision of basic and environmental services in a sustainable way	Aganang RWS (3) (Ramalepa, Mashamate, Makgotu, Mars)	Water Supply and Reticulation Programme	Percent	25%	Pipe Laying, new storage	72.5%	Target achieved	None	Completion Certificate, Minutes of progress meetings
CWP_20	Director Water and Sanitation	To ensure provision of basic and environmental services in a sustainable way	Bakone RWS (2)	Water Supply and Reticulation Programme	Percent	25%	Site establishment New bulk supply line from BH to Res	5%	Project planning was delayed due to late approval of business plans and technical reports.	The reports are approved and request for appointment of contractor has been issued awaiting allocation of contractor.	Technical report recommendation, PDR, DDR, Progress report, Meeting Minutes and attendance register
CWP_21	Director Water and Sanitation	To ensure provision of basic and environmental services in a sustainable way	Thakgalang Rural Sanitation Phase 1	Water Supply and Reticulation Programme	Percent	100%	Completing of Construction of VIP Toilets	98%	Delays in delivery of material, and rainfall	The contractor has received all the material and has completed all the structures and is busy with finishing.	Progress report, Close out Report, Completion Certificate

Mid-Year 1 July 2023- 31 December 2023											
IDP Ref	Responsible Owner	Strategic Objective	Project	Municipal Programme	Unit of Measurement	Mid-Year Target	Target Description	Actual Performance (31 Dec 2023)	Performance Challenges	Corrective Measures	POE
CWP_22	Director Water and Sanitation	To ensure provision of basic and environmental services in a sustainable way	Kalkspruit Water Supply (Aganang Ward 42)	Water Supply and Reticulation Programme	Percent	50%	Reticulation pipelines and refurbishment of reservoirs	52%	Target Achieved	None	Progress report, Close out Report, Completion Certificate
CWP_23	Director Water and Sanitation	To ensure provision of basic and environmental services in a sustainable way	Mashashane Water Works	Water Supply and Reticulation Programme	Percent	75%	Pipe Laying, new storage	83%	Target achieved	None	Completion Certificate, Minutes of progress meetings
CWP_25	Director Water and Sanitation	To ensure provision of basic and environmental services in a sustainable way	Installation of Prepaid Water Meters at Mankweng ward 25 and 26	Water Supply and Reticulation Programme	Percent	60%	Installation of Prepaid meters and pairing.	6,90%	Residents continue to refuse installation of meters, stores has ran out of CIU (Customer interface unit).	The team is busy installing in dwellings with backrooms, procurement of units in progress.	Invoices, Progress report, Minutes and water meter change forms
ENERGY SERVICES DIRECTORATE											
CWP_26	Director Energy Services	To ensure provision of basic and environmental services in a sustainable way	Installation of Solar Street lights along Matlala road	Energy Services	Percent	30%	Appointment, procurement of Materials	20%	Designs completed inhouse without consultant, two annual contractors appointed, waiting material delivery.	The street to be implemented Zebediala road due to the current improvement done in Matlala road from EEDSM project.	Building a capable and developmental state
CWP_27	Director Energy Services	To ensure provision of basic and environmental services in a sustainable way	Installation of street lights along Nelson Mandela Drive from Ext 74 Robots to Sesthego Circle Mall (Removed by BRT Project)	Energy Services	Percent	30%	Appointment, procurement of Materials	0%	Designs completed in-house without consultant.	Cost saving done by in-house designs. Budget allocated was for designs and project to be implemented in the next financial year.	Building a capable and developmental state
CWP_29	Director Energy Services	To ensure provision of basic and environmental services in a sustainable way	Installation of High Mast lights (Rural Areas)	Energy Services	Percent	20%	Budget and Reporting	0%	Tender completed, budget not enough for advert	Project to be advertised in January 2024 and appointment be on multi-year or budget adjusted	Building a capable and developmental state

IDP Ref	Responsible Owner	Strategic Objective	Project	Municipal Programme	Unit of Measurement	Mid-Year 1 July 2023 - 31 December 2023				POE	
						Mid-Year Target	Target Description	Actual Performance (31 Dec 2023)	Performance Challenges		Corrective Measures
CWP_30	Director Energy Services	To ensure provision of basic and environmental services in a sustainable way	Upgrade SCADA and RTU	Energy Services	Percent	20%	Budget and Reporting	0%	Designs completed, waiting scope adjustment and dividing the project into two financial years.	Budget too high and recommended to split the project into phases	Building a capable and developmental state
CWP_31	Director Energy Services	To ensure provision of basic and environmental services in a sustainable way	Install New Bakone to IOTA 66KV double circuit GOAT line	Energy Services	Percent	20%	Appointment of service provider	0%	New route investigation completed, negotiating with new stake holders	Old route encroached and new one obtained, busy with negotiations	Building a capable and developmental state
CWP_32	Director Energy Services	To ensure provision of basic and environmental services in a sustainable way	Plant and Equipment	Energy Services	Percent	20%	Appointment of service provider	0%	Quotation sourced	SCM requested to verify with energy for specifications, hard to make as certain makes are recommended	Building a capable and developmental state
CWP_33	Director Energy Services	To ensure provision of basic and environmental services in a sustainable way	Design and Construction of New Pietersburg 11kv substation	Energy Services	Percent	80%	Installation of cable and RTMU. Completion of the project	0%	Cable installation completed. Bridge construction and theft delayed completion	Theft in the substation yard addressed. portion of bridge removed from the project. Extension of time requested	Building a capable and developmental state
CWP_34	Director Energy Services	To ensure provision of basic and environmental services in a sustainable way	Design and construction 66KV Distribution substation Matlala	Energy Services	Percent	30%	Appointment of service provider and ordering of materials	10%	Consultant appointed, site handed over and busy with designs	Position of a substation changed and re-designs has to be done.	Allocation of work, appointment letter, emails, meetings, payment certificates
CWP_35	Director Energy Services	To ensure provision of basic and environmental services in a sustainable way	Design and construct 66KV line between Alpha and Matlala substations	Energy Services	Percent	50%	Negotiating servitudes and doing design of the line.	10%	Consultant appointed, busy with designs	One Consultant appointed for the line as well to reduce confusion	Building a capable and developmental state
CWP_36	Director Energy Services	To ensure provision of basic and environmental services in a sustainable way	Cherry Pickers x 5	Energy Services	Percent	20%	Appointment of service provider	20%	Advertised and closed	SCM engaged.	Building a capable and developmental state

Mid-Year 1 July 2023- 31 December 2023											
IDP Ref	Responsible Owner	Strategic Objective	Project	Municipal Programme	Unit of Measurement	Mid-Year Target	Target Description	Actual Performance (31 Dec 2023)	Performance Challenges	Corrective Measures	POE
CWP_38	Director Energy Services	To ensure provision of basic and environmental services in a sustainable way	Refurbishing of overhead networks in Lyddale	Energy Services	Percent	40%	Refurbishment of overhead lines as per the design	20%	Designs done and annual contractors to be used	Delays to advertise avoided through the use of annual contractors. materials from stores is challenge and waiting delivery	Building a capable and developmental state
CWP_39	Director Energy Services	To ensure provision of basic and environmental services in a sustainable way	Energy Efficient Demand Side Management	Energy Services	Percent	30%	Execution	0%	Materials for streetlights ordered and paid through session and two libraries completed.	Delays for business plan which had corrections	Building a capable and developmental state
CWP_41	Director Energy Services	To ensure provision of basic and environmental services in a sustainable way	Electrification of Urban household's in Sashego Zone & Extension 133 (Phase 2 and phase 3)	Energy Services	Percent	30%	appointments and ordering of materials	30%	Service provider appointed and material ordered	Consultant adjusted the scope to current budget	Building a capable and developmental state
CWP_43	Director Energy Services	To ensure provision of basic and environmental services in a sustainable way	Retrofit Street Lights in the Municipal area with Solar lights	Energy Services	Percent	30%	Designs of the PV system	40%	Service provider appointed, two libraries completed, waiting material delivery through session	Business plan was approved late materials ordered through session	Allocation of work, appointment, emails, payment certificates and minutes of meetings
CWP_44	Director Energy Services	To ensure provision of basic and environmental services in a sustainable way	Retrofit high mast lights with Solar lights	Energy Services	Percent	30%	Procurement process for appointment of service provider	10%	Tender at BSC, waiting budget adjustment for combined project with new Solar High Mast lights	Combining the retrofit pilot with new project to save time and costs	Building a capable and developmental state
TRANSPORTATION SERVICES DIRECTORATE											

Mid-Year 1 July 2023 - 31 December 2023											
IDP Ref	Responsible Owner	Strategic Objective	Project	Municipal Programme	Unit of Measurement	Mid-Year Target	Target Description	Actual Performance (31 Dec 2023)	Performance Challenges	Corrective Measures	POE
CWP_45	Director Roads and Transportation Services	To ensure provision of basic and environmental services in a sustainable way	Paving of AKI streets in RDP section SDA1 (Luthuli)	Transportation (Infrastructure)	Percent	30%	Appointment of contractor and establishment	0%	Target not achieved. Available budget committed to pay phase 4 contractor that is busy on site.	Planning of new scope to commence once phase 4 is completed and budget is sufficient available. Project to be aligned to the approved budget and SDBIP during budget adjustment.	Building a capable and developmental state
CWP_46	Director Roads and Transportation Services	To ensure provision of basic and environmental services in a sustainable way	Paving of internal ring roads to University road in Toronto	Transportation (Infrastructure)	Percent	30%	Appointment of contractor and establishment	0%	Target not achieved. Available budget committed to pay phase 4 contractor that is busy on site.	Planning of new scope to commence once phase 4 is completed and budget is sufficient available. Project to be aligned to the approved budget and SDBIP during budget adjustment.	Building a capable and developmental state
CWP_47	Director Roads and Transportation Services	To ensure provision of basic and environmental services in a sustainable way	Paving of internal streets in Mountain view	Transportation (Infrastructure)	Percent	30%	Appointment of contractor and establishment	30%	Target achieved. Contractor allocated - site established.	None.	Building a capable and developmental state
CWP_48	Director Roads and Transportation Services	To ensure provision of basic and environmental services in a sustainable way	Paving of internal streets at Mankgale, Ga-Mokoatedi to D4040 until GaRachidi	Transportation (Infrastructure)	Percent	30%	Appointment of contractor and establishment	30%	Target Achieved, Site established.	None	Building a capable and developmental state
CWP_49	Director Roads and Transportation Services	To ensure provision of basic and environmental services in a sustainable way	Upgrading of Arterial road in Ga Ramphert	Transportation (Infrastructure)	Percent	30%	Appointment of contractor and establishment	0%	Project not budgeted for in the MTRF budget.	Project to be implemented by RAL	Building a capable and developmental state

Mid-Year 1 July 2023- 31 December 2023											
IDP Ref	Responsible Owner	Strategic Objective	Project	Municipal Programme	Unit of Measurement	Mid-Year Target	Target Description	Actual Performance (31 Dec 2023)	Performance Challenges	Corrective Measures	POE
CWP_50	Director Roads and Transportation Services	To ensure provision of basic and environmental services in a sustainable way	Upgrading of access Roads from Ga Thaba in Molepo, Chuene, Maja cluster	Transportation (Infrastructure)	Percent	30%	Appointment of contractor and establishment	0%	Target not achieved. Delayed in the allocation of the consultant.	SCM to fast-track the allocation process.	Building a capable and developmental state
CWP_51	Director Roads and Transportation Services	To ensure provision of basic and environmental services in a sustainable way	Rehabilitation of Crescent and Orient drive in Nirvana	Transportation (Infrastructure)	Percent	30%	Appointment of contractor and establishment	0%	Target not achieved	SCM to fast-track the allocation of the consultant	Building a capable and developmental state
CWP_52	Director Roads and Transportation Services	To ensure provision of basic and environmental services in a sustainable way	Rehabilitation of streets in Seshego Cluster (Vukuptille)	Transportation (Infrastructure)	Percent	30%	Appointment of contractor and establishment	0%	Target not achieved, Delay in allocation of Consulting Engineer	The Consultant to fast-track designs upon appointment, to submit programme of action detailing recovery plan	Building a capable and developmental state
CWP_53	Director Roads and Transportation Services	To ensure provision of basic and environmental services in a sustainable way	Paving of internal streets in Seshego Zone 1	Transportation (Infrastructure)	Percent	30%	Appointment of contractor and establishment	0%	Contractor appointed site establishment to be executed	Consultant busy finalizing the issue of BCQ with the contractor to enable speedy site establishment.	Building a capable and developmental state
CWP_54	Director Roads and Transportation Services	To ensure provision of basic and environmental services in a sustainable way	Paving of 54th and 58th avenue in Seshego Zone 2	Transportation (Infrastructure)	Percent	30%	Appointment of contractor and establishment	0%	Target not achieved. Delay in procurement for allocation of contractor.	To fast track the allocation of the contractor	Building a capable and developmental state
CWP_55	Director Roads and Transportation Services	To ensure provision of basic and environmental services in a sustainable way	Paving of 67th,78th,79th and 80th streets in Seshego Zone 3	Transportation (Infrastructure)	Percent	30%	Appointment of contractor and establishment	0%	Target not achieved. Delay in procurement of the contractor.	To fast track the allocation of the contractor	Building a capable and developmental state
CWP_56	Director Roads and Transportation Services	To ensure provision of basic and environmental services in a sustainable way	Paving of 57th street in Seshego Zone 4	Transportation (Infrastructure)	Percent	30%	Appointment of contractor and establishment	0%			Building a capable and developmental state

IDP Ref	Responsible Owner	Strategic Objective	Project	Municipal Programme	Unit of Measurement	Mid-Year 1 July 2023- 31 December 2023			Performance Challenges	Corrective Measures	POE
						Mid-Year Target	Target Description	Actual Performance (31 Dec 2023)			
CWP_57	Director Roads and Transportation Services	To ensure provision of basic and environmental services in a sustainable way	Paving of internal streets in Seshego Zone 5	Transportation (Infrastructure)	Percent	30%	Appointment of contractor and establishment	0%	Target not achieved. Street that will suit the available budget need to be identified.	Ward councillor to reprioritize the street that will suit the available budget..	Building a capable and developmental state
CWP_58	Director Roads and Transportation Services	To ensure provision of basic and environmental services in a sustainable way	Paving of internal street from the hostet to Oliver Tambo road in Seshego Zone 6	Transportation (Infrastructure)	Percent	30%	Appointment of contractor and establishment	0%	Target not achieved. Budget committed to pay the contractor that is still busy on site	Planning of new scope to commence once the current contractor has completed with works. Project to be aligned to the approved budget and SDBIP during budget adjustment.	Building a capable and developmental state
CWP_59	Director Roads and Transportation Services	To ensure provision of basic and environmental services in a sustainable way	Paving of internal street connecting 137th and Helen Joseph roads in Seshego Zone 8	Transportation (Infrastructure)	Percent	30%	Appointment of contractor and establishment	0%	Detailed design completed.	Allocation and procurement of contractor in progress	Building a capable and developmental state
CWP_60	Director Roads and Transportation Services	To ensure provision of basic and environmental services in a sustainable way	Refurbishment of Damaged Road signage in the City	Transportation (Infrastructure)	Number	50%		100%	Target achieved	None	Building a capable and developmental state
CWP_61	Director Roads and Transportation Services	To ensure provision of basic and environmental services in a sustainable way	Upgrading of road from Mhlonong to Kalkspruit	Transportation (Infrastructure)	Percent	30%	Appointment of contractor and establishment	0%	Target not achieved.	Detailed design completed. procurement of contractor to be fast-tracked to preserve time lost.	Building a capable and developmental state
CWP_62	Director Roads and Transportation Services	To ensure provision of basic and environmental services in a sustainable way	Upgrading of road from Mnyoaneng to Lonsdale	Transportation (Infrastructure)	Percent	30%	Appointment of contractor and establishment	30%	None	None	Building a capable and developmental state

Mid-Year 1 July 2023- 31 December 2023											
IDP Ref	Responsible Owner	Strategic Objective	Project	Municipal Programme	Unit of Measurement	Mid-Year Target	Target Description	Actual Performance (31 Dec 2023)	Performance Challenges	Corrective Measures	POE
CWP_63	Director Roads and Transportation Services	To ensure provision of basic and environmental services in a sustainable way	Paving of streets in Molelele Cluster (ward 35) (Paving of internal street in Ga Rankhuwe)	Transportation (Infrastructure)	Percent	30%	Appointment of contractor and establishment	30%	None	None	Building a capable and developmental state
CWP_64	Director Roads and Transportation Services	To ensure provision of basic and environmental services in a sustainable way	Paving of internal streets in Seshego Cluster (Ward 14)	Transportation (Infrastructure)	Percent	30%	Appointment of contractor and establishment	30%	None	None	Building a capable and developmental state
CWP_65	Director Roads and Transportation Services	To ensure provision of basic and environmental services in a sustainable way	Paving of streets in SDA1 (Paving of Dwaars Street Connecting ext 40 and 78.(Ward 08)	Transportation (Infrastructure)	Percent	30%	Appointment of contractor and establishment	30%	None	None	Building a capable and developmental state
CWP_66	Director Roads and Transportation Services	To ensure provision of basic and environmental services in a sustainable way	Paving of streets in Sebeyeng /Chikgale Cluster (Paving of internal street at Madige)Ward 29)	Transportation (Infrastructure)	Percent	30%	Appointment of contractor and establishment	0%			Building a capable and developmental state
CWP_67	Director Roads and Transportation Services	To ensure provision of basic and environmental services in a sustainable way	Paving of streets in Mankweng Cluster (Paving of street in Mthiba tribal office and Paving of internal street from University road to Ivakanye primary school)	Transportation (Infrastructure)	Percent	30%	Appointment of contractor and establishment	0%			Building a capable and developmental state
CWP_68	Director Roads and Transportation Services	To ensure provision of basic and environmental services in a sustainable way	Paving of streets in Molepo, Maja Chuene Cluster (Paving of Kopermyrj internal road Ga- Maja)	Transportation (Infrastructure)	Percent	30%	Appointment of contractor and establishment	0%	Target Not Achieved, Contractor appointed requested to review the rates on BOC.	Contractor busy reviewing the rates on the BOQ to align to the allocated budget	Building a capable and developmental state

Mid-Year 1 July 2023 - 31 December 2023											
IDP Ref	Responsible Owner	Strategic Objective	Project	Municipal Programme	Unit of Measurement	Mid-Year Target	Target Description	Actual Performance (31 Dec 2023)	Performance Challenges	Corrective Measures	POE
CWP_69	Director Roads and Transportation Services	To ensure provision of basic and environmental services in a sustainable way	Paving of streets in Aganang Cluster (Paving of internal street at Ceres)	Transportation (Infrastructure)	Percent	30%	Appointment of contractor and establishment	0%			Building a capable and developmental state
CWP_70	Director Roads and Transportation Services	To ensure provision of basic and environmental services in a sustainable way	Paving of internal street in Gadikgate (Voshate)	Transportation (Infrastructure)	Percent	30%	Appointment of contractor and establishment	0%	Target not achieved	Consultant had already presented preliminary design report. Consultant to fast track the detailed design report to cover time loss.	Building a capable and developmental state
CWP_71	Director Roads and Transportation Services	Promotion of economic growth, job creation and Sustainable human settlements	Upgrading of streets in Nirvana extension	Transportation (Infrastructure)	Percent	30%	Appointment of contractor and establishment	30%	Target not achieved; consultant still busy with preliminary report.	Consultant to fast track preliminary and detailed design speedily to cover the time loss.	Building a capable and developmental state
CWP_72	Director Roads and Transportation Services	Promotion of economic growth, job creation and Sustainable human settlements	Construction of Non-Motorised Transport Infrastructure in Potokwane	Transportation (Infrastructure)	Percent	30%	Appointment of contractor and establishment	30%	Project completed	None	Building a capable and developmental state
CWP_73	Director Roads and Transportation Services	Promotion of economic growth, job creation and Sustainable human settlements	Hospital view additional roads	Transportation (Infrastructure)	Percent	30%	Appointment of contractor and establishment	70%	Roadbed completed, layer works and 45% base course, contractor busy with kerbing and base course. The encroachment of existing properties hinders NMT's progress.	Report to proceed with legal action against the encroached household prepared. Property management and Legal services to engage on another for way forward and acting	Building a capable and developmental state

Mid-Year 1 July 2023- 31 December 2023											
IDP Ref	Responsible Owner	Strategic Objective	Project	Municipal Programme	Unit of Measurement	Mid-Year Target	Target Description	Actual Performance (31 Dec 2023)	Performance Challenges	Corrective Measures	POE
CWP_74	Director Roads and Transportation Services	Promotion of economic growth, job creation and Sustainable human settlements	Construction of Safe Hub at Seshego	Transportation (Infrastructure)	Percent	30%	Appointment of contractor and establishment	0%	The Project was reallocated to Planning in the second quarter to implement the project.	The targets will be reviewed during the adjustment budget to align with the available budget.	Building a capable and developmental state
CWP_75	Director Roads and Transportation Services	Promotion of economic growth, job creation and Sustainable human settlements	Construction of Nelson Mandela Bo-Okelo, Ditlou Crossing	Transportation (Infrastructure)	Percent	30%	Appointment of contractor and establishment	47.3%	Target achieved, Road bed 40%, Cut to fill 40%, Pavement layers BRT 22.5%, storm water and drainages 40%	Contractor is working extended hours and over-weekends to recover time loss.	Building a capable and developmental state
CWP_76	Director Roads and Transportation Services	Promotion of economic growth, job creation and Sustainable human settlements	Construction of 12x1200mm dia low level bridge linking Lufhul phase1 and phase 2, parallel to Polokwane drive.	Transportation (Infrastructure)	Percent	30%	Appointment of contractor and establishment	0%	Target not Achieved. Project not in the MTRF budget.	Project to be implemented as and when budget is made available to the project. Project to be implemented as an when budget is made available to the project. The project to be aligned to the approved budget and SDBIP during budget adjustment.	Building a capable and developmental state

Mid-Year 1 July 2023- 31 December 2023											
IDP Ref	Responsible Owner	Strategic Objective	Project	Municipal Programme	Unit of Measurement	Mid-Year Target	Target Description	Actual Performance (31 Dec 2023)	Performance Challenges	Corrective Measures	POE
CWP_77	Director Roads and Transportation Services	Promotion of economic growth, job creation and Sustainable human settlements	Lining of Earth 500m earth channel near Maseela Primary school	Transportation (Infrastructure)	Percent	30%	Appointment of contractor and establishment	0%	Target not Achieved. Project not budgeted for this FY.	Project to be implemented as and when budget is made available to the project. Project to be implemented as an when budget is made available to the project. The project to be aligned to the approved budget and SDBIP during budget adjustment.	Building a capable and developmental state
CWP_78	Director Roads and Transportation Services	Promotion of economic growth, job creation and Sustainable human settlements	Paving of Oebio and Lemur streets in Westernburg RDP Section (Phase 2)	Transportation (Infrastructure)	Percent	30%	Appointment of contractor and establishment	30%	None	None	Building a capable and developmental state
CWP_79	Director Roads and Transportation Services	Promotion of economic growth, job creation and Sustainable human settlements	Refurbishment of Street Names Boards [CWP_79]	Transportation (Infrastructure)	Percent	30%	Appointment of contractor and establishment	0%			Building a capable and developmental state
CWP_80	Director Roads and Transportation Services	Promotion of economic growth, job creation and Sustainable human settlements	Upgrading of access road in Ga Makgoba [CWP_80]	Transportation (Infrastructure)	Percent	30%	Appointment of contractor and establishment	0%			Building a capable and developmental state
CWP_81	Director Roads and Transportation Services	Promotion of economic growth, job creation and Sustainable human settlements	Upgrading of road from Nobody traffic circle to Mesnate Motlhapo [CWP_81]	Transportation (Infrastructure)	Percent	30%	Appointment of contractor and establishment	0%	Target not achieved, Consultant busy with preliminary designs	Consultant to Fast-track detailed and preliminary designs speedily to cover the time lops.	Building a capable and developmental state

Mid-Year 1 July 2023- 31 December 2023											
IDP Ref	Responsible Owner	Strategic Objective	Project	Municipal Programme	Unit of Measurement	Mid-Year Target	Target Description	Actual Performance (31 Dec 2023)	Performance Challenges	Corrective Measures	POE
CWP_82	Director Roads and Transportation Services	Promotion of economic growth, job creation and Sustainable human settlements	Completion of road from Phomoloko to Makhwereng [CWP_82]	Transportation (Infrastructure)	Percent	30%	Appointment of contractor and establishment	0%	Target not achieved; consultant busy with preliminary designs.	Consultant to fast track preliminary and detailed designs speedily to cover time loss.	Building a capable and developmental state
CWP_83	Director Roads and Transportation Services	Promotion of economic growth, job creation and Sustainable human settlements	Upgrading of road from Sptzokop to Segwasi	Transportation (Infrastructure)	Percent	30%	Appointment of contractor and establishment	30%	None	None	Building a capable and developmental state
CWP_84	Director Roads and Transportation Services	Promotion of economic growth, job creation and Sustainable human settlements	Upgrading of road from Tlilbe to Marobala and Makhgoba	Transportation (Infrastructure)	Percent	30%	Appointment of contractor and establishment	0%	Target not achieved; Consultant busy with preliminary design.	Consultant to fast-track preliminary and detailed designs speedily to cover the time loss	Building a capable and developmental state
CWP_85	Director Roads and Transportation Services	Promotion of economic growth, job creation and Sustainable human settlements	Upgrading of Boshega to Tshabela to Boyne Road	Transportation (Infrastructure)	Percent	30%	Appointment of contractor and establishment	0%	Target not achieved; allocated budget moved to Tshabela to Moshate Project	None	Building a capable and developmental state
CWP_86	Director Roads and Transportation Services	Promotion of economic growth, job creation and Sustainable human settlements	Upgrading of road from Silicon to Matabole [CWP_86]	Transportation (Infrastructure)	Percent	30%	Appointment of contractor and establishment	0%			Building a capable and developmental state
CWP_87	Director Roads and Transportation Services	Promotion of economic growth, job creation and Sustainable human settlements	Upgrading of road from Maja Moshate to Fekle [CWP_87]	Transportation (Infrastructure)	Percent	30%	Appointment of contractor and establishment	0%	Target not achieved; Consultant still busy with detailed design.	Consultant to fast-track completion of detailed designs in order to recover time loss.	Building a capable and developmental state

Mid-Year 1 July 2023- 31 December 2023											
IDP Ref	Responsible Owner	Strategic Objective	Project	Municipal Programme	Unit of Measurement	Mid-Year Target	Target Description	Actual Performance (31 Dec 2023)	Performance Challenges	Corrective Measures	POE
CWP_88	Director Roads and Transportation Services	Promotion of economic growth, job creation and Sustainable human settlements	Installation of Traffic Lights Within City CBD [CWP_88]	Transportation (Infrastructure)	Percent	30%	Appointment of contractor and establishment	100%	Project completed	None	Building a capable and developmental state
CWP_89	Director Roads and Transportation Services	Promotion of economic growth, job creation and Sustainable human settlements	Road Marking of all Municipal Road Network	Transportation (Infrastructure)	Percent	35%	166	0%	Target not Achieved. Note budgeted for in the MTREF budget.	To be implemented as an when budget is made available. Project to be aligned to the approved budget and SDEIP during budget adjustment.	Building a capable and developmental state
CWP_90	Director Roads and Transportation Services	Promotion of economic growth, job creation and Sustainable human settlements	Upgrading of road D3432 from Gamosi(Gilead road) via Sengatane to Chebeeng(ward 16)	Transportation (Infrastructure)	Percent	30%	Appointment of contractor and establishment	0%	Target not achieved, site established	None	Design Report
CWP_91	Director Roads and Transportation Services	Promotion of economic growth, job creation and Sustainable human settlements	Paving of road in ga Thoka from reservoir to Makenye 4034	Transportation (Infrastructure)	Percent	30%	Appointment of contractor and establishment	0%	Target not achieved, site established	None	Design Report
CWP_92	Director Roads and Transportation Services	Promotion of economic growth, job creation and Sustainable human settlements	Upgrading of arterial road in Tshware from Taxi rank via Tshware village to mamotshwa clinic(ward 30)	Transportation (Infrastructure)	Percent	30%	Appointment of contractor and establishment	0%	Target not achieved; Consultant busy with preliminary design..	Consultant to fast-track detailed designs speedily to recover time loss..	Appointment letter
CWP_93	Director Roads and Transportation Services	Promotion of economic growth, job creation and Sustainable human settlements	Paving of internal street from Solomondale to D3997 (ward 32)	Transportation (Infrastructure)	Percent	30%	Appointment of contractor and establishment	0%	Target not achieved, site established	None	Design Report

Mid-Year 1 July 2023- 31 December 2023											
IDP Ref	Responsible Owner	Strategic Objective	Project	Municipal Programme	Unit of Measurement	Mid-Year Target	Target Description	Actual Performance (31 Dec 2023)	Performance Challenges	Corrective Measures	POE
CWP_94	Director Roads and Transportation Services	Promotion of economic growth, job creation and Sustainable human settlements	Upgrading of road from Ga Mamphaka to Spitzkop (ward 34)	Transportation (Infrastructure)	Percent	30%	Appointment of contractor and establishment	0%	Target not achieved, procurement of Consulting Engineer in progress	Finalizations for allocation of Consulting Engineer to be fast-tracked.	Appointment letter
CWP_95	Director Roads and Transportation Services	Promotion of economic growth, job creation and Sustainable human settlements	Upgrading of road from Ralema primary school via Krukule, Ga Mnasahle, Ga legodi, Mokgohoa to Molepo bottle store (ward 36)	Transportation (Infrastructure)	Percent	30%	Appointment of contractor and establishment	0%	Target not achieved; Consultant busy with preliminary design.	Consultant to fast track the preliminary and detailed designs speedily to recover time loss.	Appointment letter, project progress reports and payment certificates.
CWP_96	Director Roads and Transportation Services	Promotion of economic growth, job creation and Sustainable human settlements	Paving of internal street in Molefje Ga-Makibelo to Hlathlath road (ward 38)	Transportation (Infrastructure)	Percent	30%	Appointment of contractor and establishment	0%	Target not achieved, site established	None	Design report
CWP_97	Director Roads and Transportation Services	Smart Mobility / Improving transport, roads and bridges /Promotion of economic growth, job creation and Sustainable human settlements	Paving of internal Street in Ga Ujane to D3363 (ward 40)	Transportation (Infrastructure)	Percent	30%	Appointment of contractor and establishment	0%	Target not achieved, site established.	None	Design report
CWP_98	Director Roads and Transportation Services	Promotion of economic growth, job creation and Sustainable human settlements	Upgrading of arterial road D3365 from Menohwane to Matlala clinic (ward 41)	Transportation (Infrastructure)	Percent	30%	Appointment of contractor and establishment	0%	Target not achieved, Consultant still busy with preliminary designs	Consultant to fast-track both preliminary and detailed designs speedily to recover time loss	Appointment letter

IDP Ref	Responsible Owner	Strategic Objective	Project	Municipal Programme	Unit of Measurement	Mid-Year 1 July 2023- 31 December 2023				Performance Challenges	Corrective Measures	POE
						Mid-Year Target	Target Description	Actual Performance (31 Dec 2023)	Performance Challenges			
CWP_99	Director Roads and Transportation Services	Promotion of economic growth, job creation and Sustainable human settlements	Upgrading of arterial road in Magonwa village from road D3378 to road D19 (ward 42)	Transportation (Infrastructure)	Percent	30%	Appointment of contractor and establishment	0%	Target not achieved, Consultant still busy with preliminary designs.	Consultant to fast-track preliminary and detailed designs speedily to recover time loss.	Appointment letter	
CWP_100	Director Roads and Transportation Services	Promotion of economic growth, job creation and Sustainable human settlements	Upgrading of arterial road D3383 in Setumong via Mahal to Kgomo school(Ward 43)	Transportation (Infrastructure)	Percent	30%	Appointment of contractor and establishment	0%	Target not achieved, Consultant still busy with Preliminary designs	Consultant to fast-track preliminary and detailed designs to recover time loss.	Appointment letter	
CWP_101	Director Roads and Transportation Services	Promotion of economic growth, job creation and Sustainable human settlements	Upgrading of storm water system in municipal area (Yukuphile)	Transportation (Infrastructure)	Percent	25%	25m	0%	Target not achieved, Consultant busy with scoping	Consultant to fast-track scoping, preliminary and detailed design speedily to recover time loss.	Appointment letter	
CWP_102	Director Roads and Transportation Services	Promotion of economic growth, job creation and Sustainable human settlements	Construction of Storm Water in Ga Simeriya	Transportation (Infrastructure)	Percent	25%	50m	0%	Target not achieved; Consultant still busy with preliminary designs.	Consultant to fast-track preliminary and detailed designs speedily to recover the time loss.	Project Progress Report	
CWP_103	Director Roads and Transportation Services	Promotion of economic growth, job creation and Sustainable human settlements	Upgrading of Storm water Channel at Thulu Street at Seshego zone 4	Transportation (Infrastructure)	Percent	25%	25%	0%	Target not achieved; Consultant still busy with scoping.	Consultant to fast-track scoping, preliminary and detailed designs to recover the time loss.	Project Progress Report and Completion Certificates	

Mid-Year 1 July 2023- 31 December 2023											
IDP Ref	Responsible Owner	Strategic Objective	Project	Municipal Programme	Unit of Measurement	Mid-Year Target	Target Description	Actual Performance (31 Dec 2023)	Performance Challenges	Corrective Measures	POE
CWP_104	Director Roads and Transportation Services	Promotion of economic growth, job creation and Sustainable human settlements	Construction of Storm water Canal in Seeshogo	Transportation (Infrastructure)	Percent	30%	Appointment of contractor and establishment	48.5%	Target achieved, Contractor busy with sub-base and base course concurrently, installation of box culverts at 20.5%. Project hindrances: existing sewer line replaced with steel at intersection to the canal. Variation order approved to proceed with damp rock.	Contractor advised to speed up the process. Existing sewer line to be replaced with steel at intersection to the canal. Variation order approved to proceed with damp rock.	Project Progress Report and Compilation Certificates
CWP_105	Director Roads and Transportation Services	Promotion of economic growth, job creation and Sustainable human settlements	Upgrading of Storm Water in Seeshogo	Transportation (Infrastructure)	Percent	30%	Appointment of contractor and establishment	0%	Target not achieved; Consultant busy with scoping.	Consultant to fast-track scoping, preliminary and detailed designs speedily to recover time loss.	Design Report and Appointment letter
CWP_106	Director Roads and Transportation Services	Promotion of economic growth, job creation and Sustainable human settlements	Upgrading of storm water in Polokwane ext. 76	Transportation (Infrastructure)	Percent	30%	Appointment of contractor and establishment	30%	Target achieved, Site established	None	Design Report and Appointment letter
CWP_107	Director Roads and Transportation Services	Promotion of economic growth, job creation and Sustainable human settlements	Upgrading of Storm Water in Sterpark; Flora Park; and Fauna Park	Transportation (Infrastructure)	Percent	5%	Appointment of contractor and establishment	0%	Target not achieved, Consultant busy with scoping	Consultant to fast-track scoping, preliminary and detailed designs speedily to recover the time loss	Design Report and Appointment letter

IDP Ref	Mid-Year 1 July 2023- 31 December 2023										
	Responsible Owner	Strategic Objective	Project	Municipal Programme	Unit of Measurement	Mid-Year Target	Target Description	Actual Performance (31 Dec 2023)	Performance Challenges	Corrective Measures	POE
CWP_108	Director Roads and Transportation Services	Promotion of economic growth, job creation and Sustainable human settlements	Rehabilitation of Bodenstein from Schoeman to Oost	Transportation (Infrastructure)	Percent	30%	Appointment of contractor and establishment	0%	Target not Achieved. Project not budgeted for this financial year.	Project to be implemented as and when budget is made available to the project. Project to be aligned to the approved budget and SDBIP during budget adjustment	MTREF budget
CWP_109	Director Roads and Transportation Services	Promotion of economic growth, job creation and Sustainable human settlements	Rehabilitation of Burger From Hospital to Suid Street	Transportation (Infrastructure)	Percent	30%	Appointment of contractor and establishment	0%	Target not Achieved. Project not budgeted for this financial year.	Project to be implemented as and when budget is made available to the project. Project to be aligned to the approved budget and SDBIP during budget adjustment	MTREF budget
CWP_110	Director Roads and Transportation Services	Promotion of economic growth, job creation and Sustainable human settlements	Rehabilitation of Hans Van Rensburg from Hospital to Suid	Transportation (Infrastructure)	Percent	30%	Appointment of contractor and establishment	0%	Target not Achieved. Project not budgeted for this financial year.	Project to be implemented as and when budget is made available to the project. Project to be aligned to the approved budget and SDBIP during budget adjustment	MTREF budget
CWP_111	Director Roads and Transportation Services	Promotion of economic growth, job creation and Sustainable human settlements	Rehabilitation of Jorrisen from Munnik ave to Dahl	Transportation (Infrastructure)	Percent	30%	Appointment of contractor and establishment	0%	Target not Achieved. Project not budgeted for this financial year.	Project to be implemented as and when budget is made available to the project. Project to be aligned to the approved budget and SDBIP during budget adjustment	MTREF budget

Mid-Year 1 July 2023 - 31 December 2023											
IDP Ref	Responsible Owner	Strategic Objective	Project	Municipal Programme	Unit of Measurement	Mid-Year Target	Target Description	Actual Performance (31 Dec 2023)	Performance Challenges	Corrective Measures	POE
CWP_112	Director Roads and Transportation Services	Promotion of economic growth, job creation and Sustainable human settlements	Rehabilitation of Rabe from Oost to Bok (From Plain)	Transportation (Infrastructure)	Percent	30%	Appointment of contractor and establishment	0%	Target not Achieved. Project not budgeted for this financial year.	Project to be implemented as and when budget is made available to the project. Project to be aligned to the approved budget and SDBIP during budget adjustment	MTREF budget
CWP_113	Director Roads and Transportation Services	Promotion of economic growth, job creation and Sustainable human settlements	Rehabilitation of Moliate From Excelsior to Industrial [Transportation (Infrastructure)	Percent	30%	Appointment of contractor and establishment	0%	Target not Achieved. Project not budgeted for this Financial Year	Project to be implemented as an when budget is made available to the project.	MTREF budget
CWP_114	Director Roads and Transportation Services	Promotion of economic growth, job creation and Sustainable human settlements	Rehabilitation of Blaauwberg from Bulawayo to Dolortet	Transportation (Infrastructure)	Percent	30%	Appointment of contractor and establishment	0%	Target not Achieved. Project not budgeted for this financial year.	Project to be aligned to the approved budget and SDBIP during budget adjustment	MTREF budget

Mid-Year 1 July 2023- 31 December 2023											
IDP Ref	Responsible Owner	Strategic Objective	Project	Municipal Programme	Unit of Measurement	Mid-Year Target	Target Description	Actual Performance (31 Dec 2023)	Performance Challenges	Corrective Measures	POE
CWP_115	Director Roads and Transportation Services	Promotion of economic growth, job creation and Sustainable human settlements	Rehabilitation of Beryl from Velespaat to Manghesiet	Transportation (Infrastructure)	Percent	30%	Appointment of contractor and establishment	0%	Target not Achieved. Project not budgeted for this financial year.	Project to be implemented as and when budget is made available to the project. Project to be aligned to the approved budget and SDBIP during budget adjustment	MTREF budget
CWP_117	Director Roads and Transportation Services	To ensure provision of basic and environmental services in a sustainable way	Upgrading & construction of Trunk route WP-1	Transportation (Infrastructure)	Percent	80%	Road markings, light rehab, replacement of rumble blocks, Installation of UTC	0%	Target not achieved, New Consultant had reviewed the designs, assessment report compiled. Contractor's appointment letter was revised to align with the assessment report.	New Consultant had completed the assessment report. Appointment letter for the new contractor was revised to align with the assessment results.	Site meeting minutes 20 Sept, 3x progress reports
CWP_118	Director Roads and Transportation Services	To ensure provision of basic and environmental services in a sustainable way	Widening of Sandhvir bridge (trunk)	Transportation (Infrastructure)	Percent	100%	Complete of concrete works on bridge deck and walkways, surfacing & Road Markings	0%	Target not achieved, Clearing, setting out, relocation of services 90%, Foundations, abutments, wing walls and piers 100%, Roadworks beams 50%, Roadworks stressed beams dimensions are not correct and needs to be remanufactured.	Design team did explore options to remedy the problem with the beams, it was concluded that a new set of beams needs to be remanufactured.	Progress report, IPC17, site meeting Minutes 18 Sept.

Mid-Year 1 July 2023- 31 December 2023											
IDP Ref	Responsible Owner	Strategic Objective	Project	Municipal Programme	Unit of Measurement	Mid-Year Target	Target Description	Actual Performance (31 Dec 2023)	Performance Challenges	Corrective Measures	POE
CWP_119	Director Roads and Transportation Services	To ensure provision of basic and environmental services in a sustainable way	Refurbishment of daytime layover facility	Transportation (Infrastructure)	Percent	95%	Plumbing, tiling, painting, construction of ramps, installation of fire hydrant.	80%	Setting out done, excavations and concrete works 100% done, abutments 98%, brickwork 99%, fire hydrant 100%, reinstatement of paving 80% finishing 70%. Snag list of works not meeting UA requirements discovered.	Some works need to be corrected to meet the UA requirements	Progress report
CWP_120	Director Roads and Transportation Services	To ensure provision of basic and environmental services in a sustainable way	Construction of Bus station upper structure (General Joubert str)	Transportation (Infrastructure)	Percent	100%	Mechanical & electrical installations, finishing of abutment and precinct, amendment to surfacing levels for docking of buses, installation of kassel kerbs, branding and way-finding	96%	Abutment 99%, Roofing and plumbing works 99%, station 99%, foundation 2x surface beds 100%, steel structures 97%, roofing 99%, Aluminium works & weather band 99%, Electrical works 92%, Mechanical works 84%, External works 84%, External works within precinct 95%	3x progress report, IPCC9, Meeting invites & Agenda	Progress report
CWP_121	Director Roads and Transportation Services	To ensure provision of basic and environmental services in a sustainable way	Upgrade of Transit mall	Transportation (Infrastructure)	Percent	80%	Installation of UTC	0%	Target not achieved, UTC not yet installed, delay in the appointment of consultant.	Consultant appointed, busy with scoping report	Project Progress report and appointment letter

Mid-Year 1 July 2023 - 31 December 2023											
IDP Ref	Responsible Owner	Strategic Objective	Project	Municipal Programme	Unit of Measurement	Mid-Year Target	Target Description	Actual Performance (31 Dec 2023)	Performance Challenges	Corrective Measures	POE
CWP_122	Director Roads and Transportation Services	To ensure provision of basic and environmental services in a sustainable way	Ditlou Intersection	Transportation (Infrastructure)	Percent	40%	Mass Earthworks 50%, Roadbed 100%, Storm water drainage system 50%, Selected layers 40%	47%	None	None	Project Progress Reports and Payment certificates
CWP_123	Director Roads and Transportation Services	To ensure provision of basic and environmental services in a sustainable way	Construction of bus depot Civil works WP3	Transportation (Infrastructure)	Percent	85%	Installation of paving, installation of outfall storm water, installation of service sleeves	0%	Target not achieved. Depot civils - Establishment 92%, preparatory works 76%, earthworks 36%, kerbing 56%, sidewalks 40%, stormwater 53% Unpaid service providers for the previous contract stopped the project.	Consent was given to pay outstanding payments to SMME's (POE - email requesting senior managements intervention, email - suspension of works)	Project Progress Reports and Payment certificates
CWP_126	Director Roads and Transportation Services	To ensure provision of basic and environmental services in a sustainable way	Construction & provision of Bus Depot Upper structure in Seshego	Transportation (Infrastructure)	Percent	20%	Completion of planning, procurement of contractor	0%	Target not achieved. Contractor is appointed however the site was not handed over as the civils works are not completed. A new consultant was appointed for the completion of the detail designs and supervision	New contractor was appointed on 23 March to complete the civil works.	Project Progress Reports and Payment certificates

Mid-Year 1 July 2023 - 31 December 2023											
IDP Ref	Responsible Owner	Strategic Objective	Project	Municipal Programme	Unit of Measurement	Mid-Year Target	Target Description	Actual Performance (31 Dec 2023)	Performance Challenges	Corrective Measures	POE
CWP_129	Director Roads and Transportation Services	To ensure provision of basic and environmental services in a sustainable way	Walk in Centre	Transportation (Infrastructure)	Percent	20%	Preliminary & Detail designs. Procurement of contractor	0%	Target not achieved. Budget removed.	To be implemented as an when budget is made available. Project to be aligned to the approved budget and SDBIP during budget adjustment	Appointment letter and Detailed Designs.
CWP_130	Director Roads and Transportation Services	To ensure provision of basic and environmental services in a sustainable way	Control Centre	Transportation (Infrastructure)	Percent	60%	Appointment of contractor, establishment, electrical & mechanical installation, installation of structural beams	0%	Target not achieved. New consultant appointed. Consultant busy with scoping.	Consultant to fast scope and preliminary detailed design	Appointment letter, payment certificates
CWP_131	Director Roads and Transportation Services	To ensure provision of basic and environmental services in a sustainable way	Updating of Technical Operational Plan	Transportation (Infrastructure)	Percent	40%	Updated Technical Operational Plan	0%			Reviewed Technical Operational Plan
CWP_133	Director Roads and Transportation Services	To ensure provision of basic and environmental services in a sustainable way	Implementation of Marketing, Communications Strategy & Stakeholder Engagements	Transportation (Infrastructure)	Percent	30%	Implementation of the Stakeholder and Customer Relationship Plan	0%	Implementation of the draft IMC, Plans/Strategy, stakeholders/customers and attend customer queries.	Workshop the IMC Plans/Strategy, get it approved and continue implementation, also enhance stakeholder engagements.	Communication Strategy, Invitation letters and attendance registers of meetings.
CWP_134	Director Roads and Transportation Services	To ensure provision of basic and environmental services in a sustainable way	Leeto la Poikwane Phase 1A Marketing Promotion	Transportation (Infrastructure)	Percent	25%	Implementation of the marketing communication strategy	25%	None	None	Marketing Brochures

Mid-Year 1 July 2023 - 31 December 2023											
IDP Ref	Responsible Owner	Strategic Objective	Project	Municipal Programme	Unit of Measurement	Mid-Year Target	Target Description	Actual Performance (31 Dec 2023)	Performance Challenges	Corrective Measures	POE
CWP_135	Director Roads and Transportation Services	To ensure provision of basic and environmental services in a sustainable way	Undertaking of Industry Transition	Transportation (Infrastructure)	Percent	50%	10%	0%	Undertook two meetings with affected operators (Esilux & Esink), translating to 20%.	Finalise mandates and negotiation terms on long-term VOCA and Value Chain Agreement including signing of Process Agreement for VOCA signed by Parties to fast-track negotiations.	Invitations and Attendance registers of stakeholders.
PLANNING AND ECONOMIC DEVELOPMENT											
CWP_136	Director Planning and Economic Development	Promotion of economic growth, job creation and Sustainable human settlement	Township establishment at portion 151-160 of the Farm Sterkloop 688 LS. (Kingston Park)	Spatial Planning and Land Use	Percent	5%	Registration of Township	4%	Target not Met	The targets will be reviewed in line with the Progress report regarding the Completion and time schedule during the adjustment.	Approved General Plan for Farm Sterkloop 688
CWP_137	Director Planning and Economic Development	Promotion of economic growth, job creation and Sustainable human settlement	Implementation of the ICM program (LUDF) Precinct Plan	Spatial Planning and Land Use	Percent	0%	N/A	0%	Target Achieved and Project Complete	N/A	Approved Precinct Plan and Council Resolution.
CWP_138	Director Planning and Economic Development	Promotion of economic growth, job creation and Sustainable human settlement	Township Establishment for the Eco-estate at Game Reserve	Spatial Planning and Land Use	Percent	15%	Draft Scoping Report including detailed topographical Map land rights enquiries and investigation reports.	15%	None	None	Approved Scoping Report, Approved Plans for Eco-Estate at the Game Reserve

IDP Ref	Responsible Owner	Strategic Objective	Project	Municipal Programme	Unit of Measurement	Mid-Year 1 July 2023 - 31 December 2023					
						Mid-Year Target	Target Description	Actual Performance (31 Dec 2023)	Performance Challenges	Corrective Measures	POE
CWP_139	Director Planning and Economic Development	Promotion of economic growth, job creation and Sustainable human settlement	Mixed use development on the land adjacent to the Municipal Airport and Stadium (Portion 10 of farm Sterkloop 688LS)	Spatial Planning and Land Use	Percent	15%	Draft Scoping Report including detailed topographical Map land rights enquiries and investigation reports.	0%	The project don't have funds to implement.	The projects will be removed from the SDBIP during budget adjustment.	Approved Plans for Mixed Development at the Airport and Stadium
CWP_140	Director Planning and Economic Development	Promotion of economic growth, job creation and Sustainable human settlement	Upgrading of the R293 area Townships	Spatial Planning and Land Use	Percent	15%	Draft Scoping Report including detailed topographical Map land rights enquiries and investigation reports.	0%	The projects don't have funds to implement.	The projects will be removed from the SDBIP during budget adjustment.	Approved Plans for R293 Township
CWP_141	Director Planning and Economic Development	Promotion of economic growth, job creation and Sustainable human settlement	Provision of short term engineering services for Bakone Malapa	Spatial Planning and Land Use	Percent	15%	Detailed Design Report	15%	None	None	Project Progress Report and Payment certificates
CORPORATE AND SHARED SERVICES DIRECTORATE											
CWP_143	Director Corporate and Shared Services.	Overhaul of ageing service delivery infrastructure and maintenance of municipal facilities	Civic Centre refurbishment	Facilities Management	Percent	50%	Fixing Ceiling at ICT section and North wing(Revenue and ICT)	100%	Completed during the previous quarter	None	Job cards and Invoices
CWP_144	Director Corporate and Shared Services.	Overhaul of ageing service delivery infrastructure and maintenance of municipal facilities	Renovation of offices	Facilities Management	Percent	100%	Installation of Water pressure pump and tanks for Kaja and Sebaying Satellite offices	100%	The project completed, final inspection done and invoices submitted for payment	None	Job cards and Invoices

CWE_147	Director Corporate and Shared Services.	Overhaul of ageing service delivery infrastructure and maintenance of municipal facilities	Refurbishment of Municipal Public toilets	Facilities Management	Percent	50%	50%	Remove and installation of new sanitary fittings, tilling, Electrical finishes, wall finishes and access control at: Excelsior Street, Taxi Rank, Hospital Park	50%	SABC Park - Concrete palisade fence completed; Internal renovations complete. Quotation for restoration of electricity reviewed and service provider to commence in January 2024. Game and Limpopo Taxi Rank; Library Gardens; Itsoseng Bus terminal - Burglar proofing completed and plumbing works to commence in January 2024. Game and Limpopo Taxi Rank; Library Gardens; Itsoseng Bus terminal - Burglar proofing completed and plumbing works to commence in January 2024. Checkers Centre; Railway; RSA; Excelsior - quotations for burglar proofing received and works to commence in January 2024. Hospital Park - Contractor on site for roofing and quotations for burglar proofing received and works to commence in January 2024.	We will ensure that service providers submit quotations on time and commence with the works as they receive job cards	Job cards and Invoices
---------	--	--	--	-----------------------	---------	-----	-----	---	-----	---	---	---------------------------

Mid-Year 1 July 2023- 31 December 2023											
IDP Ref	Responsible Owner	Strategic Objective	Project	Municipal Programme	Unit of Measurement	Mid-Year Target	Target Description	Actual Performance (31 Dec 2023)	Performance Challenges	Corrective Measures	POE
CWP_149	Director Corporate and Shared Services.	Overhaul of ageing service delivery infrastructure and maintenance of municipal facilities	Refurbishment of Jack Botes Hall.	Facilities Management	Percent	50%	Waterproofing of concrete slabs	80%	Waterproofing has been completed during the previous quarter. Balance of the funds was used for changing of roof sheeting at Jack Botes Nursery as it was damaged and leaking.	To source additional funds during Budget Adjustment to fix ironmongery fittings at access and fire escape doors and complete the Aircon plant replacement and electrical maintenance.	Job cards and Invoices
CWP_150	Director Corporate and Shared Services.	Overhaul of ageing service delivery infrastructure and maintenance of municipal facilities	Refurbishment Aganang Cluster offices	Facilities Management	Percent	50%	sanitary fittings replacement	0%	Project completed and invoices submitted to Expenditure for payment	None	Job cards and Invoices
CWP_151	Director Corporate and Shared Services.	Overhaul of ageing service delivery infrastructure and maintenance of municipal facilities	Municipal Furniture and Office Equipment's.	Facilities Management	Percent	100%	Purchasing of office equipment's for staff personnel in Aganang	0%	Beds for Energy, Fire station and Bakone Malapa delivered	None	Job cards and Invoices
CWP_152	Director Corporate and Shared Services.	Overhaul of ageing service delivery infrastructure and maintenance of municipal facilities	Fencing of New Council Chamber, Precinct Area from VIC to the New Council Chamber	Facilities Management	Percent	100%	Fencing of New Council Chamber and Jack Botes Hall Precinct Area from VIC to the New Council Chamber	100%	Completed through donations during previous quarter	None	Job cards and Invoices

Mid-Year 1 July 2023- 31 December 2023											
IDP Ref	Responsible Owner	Strategic Objective	Project	Municipal Programme	Unit of Measurement	Mid-Year Target	Target Description	Actual Performance (31 Dec 2023)	Performance Challenges	Corrective Measures	POE
CWP_153	Director Corporate and Shared Services.	Overhaul of ageing service delivery infrastructure and maintenance of municipal facilities	Construction of Seshogo Municipal Cluster Offices	Facilities Management	Percent	50%	Preliminary design report submission and approval	0%	Directorate Planning and Economic Development was engaged and they provided a resolution from Municipal Appeals Tribunal which will enable them to conclude the exchange agreement upon which the site for the cluster offices shall become available for development.	Make follow up on the implementation of the resolution	Design reports, Drawings
CWP_154	Director Corporate and Shared Services.	Overhaul of ageing service delivery infrastructure and maintenance of municipal facilities	Procurement of Laptops, PCs and Peripheral Devices	ICT	Percent	50%	1 Quarterly Report	0%	ICT project report and Expenditure document are attached.	Spending is 99%.	Delivery Notes
CWP_157	Director Corporate and Shared Services.	To ensure efficiency and effectiveness of municipal administration	2X security Panel van	Fleet Management	Percent	25%	Procurement of 2 x Panel van as per specifications	0%	Bid to be cancelled by SCM and specifications were resubmitted to SCM by Fleet for the procurement through R157 contract	Bid to be cancelled by SCM and to procure through R157 contract	A Delivery notices, Fleet analysis reports and technical fleet specification.

Mid-Year 1 July 2023- 31 December 2023											
IDP Ref	Responsible Owner	Strategic Objective	Project	Municipal Programme	Unit of Measurement	Mid-Year Target	Target Description	Actual Performance (31 Dec 2023)	Performance Challenges	Corrective Measures	POE
CWP_159	Director Corporate and Shared Services.	To ensure efficiency and effectiveness of municipal administration	Acquisition of fleet- Refuse Trucks	Fleet Management	Percent	25%	Procurement of 4 x Refuse trucks as per specifications	0%	Bid to be cancelled by SCM and specifications were resubmitted to SCM by Fleet for procurement through RT57 contract	Bid to be cancelled by SCM and specifications were resubmitted to SCM by Fleet for procurement through RT57 to start	A Delivery notices, Fleet analysis reports and technical fleet specification.
COMMUNITY SERVICES DIRECTORATE											
CWP_160	Director Community and Social Services	Improving sports and recreational facilities and promotion of social cohesion	Grass Cutting equipment.	Sports and Recreation	Percent	50%	Procurement of Equipment's	100%	Target met	Not applicable as grass cutting equipment has been delivered	Work order Delivery notes Invoice
CWP_161	Director Community and Social Services	Improving sports and recreational facilities and promotion of social cohesion	EXT-4478 Sports and Recreation Facility	Sports and Recreation	Percent	30%	Change rooms	0%	Target not met	Not applicable as target was met	Site hand over minutes
CWP_162	Director Community and Social Services	Improving sports and recreational facilities and promotion of social cohesion	Construction of Sebayeng / Dikgale Sport Complex	Sports and Recreation	Percent	50%	Guardhouse and Construction of Site, Borehole	0%	Target not achieved	Allocation of sufficient budget during adjustment budget or in the next financial year	Requisition on email
CWP_163	Director Community and Social Services	Improving sports and recreational facilities and promotion of social cohesion	Upgrading of Mankweng Stadium- roadworks (CWP_163)	Sports and Recreation	Percent	100%	Works Completion	0%	Target not met	Allocation of sufficient budget during adjustment budget or in the next financial year.	Report on remedial works
CWP_164	Director Community and Social Services	Improving sports and recreational facilities and promotion of social cohesion	Procurement of fields maintenance equipment	Sports and Recreation	Percent	90%	Equipment procured	0%	Target not met due to delays in appointment of service provider	Bid Closed on 02 October 2023 and awaiting for evaluation and appointment	SCM bid closing register

IDP Ref	Responsible Owner	Strategic Objective	Project	Municipal Programme	Unit of Measurement	Mid-Year 1 July 2023 - 31 December 2023					
						Mid-Year Target	Target Description	Actual Performance (31 Dec 2023)	Performance Challenges	Corrective Measures	POE
CWP_165	Director Community and Social Services	Improving sports and recreational facilities and promotion of social cohesion	Procurement of Sports Fields Poles and Nels	Sports and Recreation	Percent	100%	Delivery of Poles, and Netball Soccer Posts	80%	Target not met due to the service being appointed late in November 2023	Service Provider appointed to supply and install poles and nets on 06 November 2023	Specifications completed
CWP_167	Director Community and Social Services	Improving sports and recreational facilities and promotion of social cohesion	Refurbishment of the City Swimming Pool	Sports and Recreation	Percent	50%	Procure Scum Channels	0%	Target not met however materials have been ordered to be delivered for the refurbishment of the swimming pool on 26 November 2023	Ordered the materials for the refurbishment of the swimming pool on 26 November 2023	Requisition for purchase of paints for refurbishment
CWP_168	Director Community and Social Services	Improving sports and recreational facilities and promotion of social cohesion	Refurbishment of the Nirvana Swimming Pool	Sports and Recreation	Percent	50%	Refurbishment of pool (pipe connection)	45%	Target not met due to delays in removal of plant pipes and old motors removal in the plant room	Awaiting installation of new equipment to complete plant room refurbishment	Cession Document
CWP_169	Director Community and Social Services	Improving sports and recreational facilities and promotion of social cohesion	Construction of Softball stadium in City Cluster	Sports and Recreation	Percent	80%	Mechanical and Electrical	0%	Target not met due to contractor having terminated the contract for the completion of the softball stadium	Council approved additional funding to complete the project.	Progress Report to EXCO
CWP_170	Director Community and Social Services	Improving sports and recreational facilities and promotion of social cohesion	Molepo Sports Complex	Sports and Recreation	Percent	100%	Athletics Track	Target not met because the submitted BOC exceeds the available budget	Management reviewing submitted project costs for remedial works	Management reviewing submitted project costs for remedial works	Completion Certification
CWP_171	Director Community and Social Services	Improving sports and recreational facilities and promotion of social cohesion	Collection development -books	Cultural Services	Percent	50%	Purchase and delivery of 38 books	50%	None	None	Requisition Orders; Delivery Notes

Mid-Year 1 July 2023- 31 December 2023											
IDP Ref	Responsible Owner	Strategic Objective	Project	Municipal Programme	Unit of Measurement	Mid-Year Target	Target Description	Actual Performance (31 Dec 2023)	Performance Challenges	Corrective Measures	POE
CWP_177	Director Community and Social Services	Provision of basic services, which include electricity, water, sanitation and refuse removal	Extension of landfill site (Waltrevordt)	Waste Management	Percent	50%	Appointment of consultant for the implementation of the project	0%	The target is not achieved because the available budget only managed to pay for the issuing of license	The project is included in the draft budget for the next financial year for the implementation	Landfill license issued by LEDET Appointment letter
CWP_178	Director Community and Social Services	Provision of basic services, which include electricity, water, sanitation and refuse removal	240 litre bins	Waste Management	Percent	50%	Advertisement	0%	The target was not achieved because specifications had to be revised	The specifications approved and the project will be advertised in the next quarter.	Delivery notes and invoices
CWP_179	Director Community and Social Services	Provision of basic services, which include electricity, water, sanitation and refuse removal	6 & 8 M3 Skip containers	Waste Management	Percent	50%	Advertisement of the project	50%	The target was achieved as planned	The target was achieved and therefore corrective action is not required	Delivery notes and invoices
CWP_180	Director Community and Social Services	Provision of basic services, which include electricity, water, sanitation and refuse removal	Ga-Mija transfer station (Planning)	Waste Management	Percent	75%	N/A	75%	The target was achieved as planned	The target was achieved and therefore corrective action is not required	Designs EIA report Payment certificate
CWP_181	Director Community and Social Services	Provision of basic services, which include electricity, water, sanitation and refuse removal	Ga-Chuene transfer station (Planning)	Waste Management	Percent	75%	N/A	75%	The target was achieved as planned	The target was achieved and therefore corrective action is not required	Delivery of EIA and Design and Invoices
CWP_182	Director Community and Social Services	Provision of basic services, which include electricity, water, sanitation and refuse removal	Molepo Transfer Station	Waste Management	Percent	50%	Implementation of the project	0%	The target was not achieved as planned because the available budget only managed to pay for the designs	The project will be reviewed during adjustment budget	Designs Payment certificate

Mid-Year 1 July 2023- 31 December 2023											
IDP Ref	Responsible Owner	Strategic Objective	Project	Municipal Programme	Unit of Measurement	Mid-Year Target	Target Description	Actual Performance (31 Dec 2023)	Performance Challenges	Corrective Measures	POE
CWP_183	Director Community and Social Services	Provision of basic services, which include electricity, water, sanitation and refuse removal	Construction of septic tank at Mankweng transfer station	Waste Management	Percent	50%	Advertisement of the project	0%	The target was not achieved	To allocate additional budget during adjustment budget or in the next Financial year	Designs finalised by PMU for Contractor for CE grade projects
CWP_184	Director Community and Social Services	Provision of basic services, which include electricity, water, sanitation and refuse removal	Purchase of Educational and Awareness equipment	Waste Management	Percent	50%	Advertisement of the project	50%	The target was achieved as planned	The target was achieved and therefore corrective action is not required	Delivery notes and invoices
CWP_185	Director Community and Social Services	Provision of basic services, which include electricity, water, sanitation and refuse removal	No dumping Boards	Waste Management	Percent	50%	Advertisement of the project	100%	The target was achieved and the project is completed.	The target was achieved and therefore corrective action is not required	Delivery notes and invoices
CWP_187	Director Community and Social Services	Provision of basic services, which include electricity, water, sanitation and refuse removal	Installation of CCTV cameras at the (Wetsvreden and Aganang landfill sites, Ladama and Webster transfer stations)	Waste Management	Percent	50%	Advertisement of the project	0%	The target was not achieved	To allocate additional budget during adjustment budget or in the next Financial year.	Bid specification and invoices
CWP_188	Director Community and Social Services	To ensure social protection and education outcomes	Installation of CCTV cameras within the City CBD	Security Services	Percent	50%	Advertisement of the project	100%	Target achieved	Project complete and there is no more need for corrective action.	Delivery note and invoice.
CWP_189	Director Community and Social Services	To ensure social protection and education outcomes	Provision two way radios	Security Services	Percent	50%	Implementation of the project	100%	Target achieved and project complete	project complete	Phase 1 completion certificate, Payment certificate
CWP_190	Director Community and Social Services	To ensure social protection and education outcomes	Provision of Access Control Systems and equipment	Security Services	Percent	100%	Delivery and installation of five (5) CCTV camera sets	60%	Target not achieved.	Bid advertised and closed on the 30/10/2023.	Invoices and completion certificate

Mid-Year 1 July 2023- 31 December 2023											
IDP Ref	Responsible Owner	Strategic Objective	Project	Municipal Programme	Unit of Measurement	Mid-Year Target	Target Description	Actual Performance (31 Dec 2023)	Performance Challenges	Corrective Measures	POE
CWP_191	Director Community and Social Services	Smart People / To ensure efficiency and effectiveness of municipal administration	Supply and delivery of mobile guard houses	Security Services	Percent	100%	Delivery of forty (40) two-way radios	100%	None	None	Invoice and delivery note
CWP_192	Director Community and Social Services	Smart People / To ensure efficiency and effectiveness of municipal administration	Purchase of Firearms	Security Services	Percent	50%	Advertising and evaluation process	50%	Target achieved. The bid was advertised.	Target achieved and no corrective measure required.	Invoice and completion certificate
CWP_193	Director Community and Social Services	Smart People / To ensure efficiency and effectiveness of municipal administration	CCTV and Access control maintenance tool Kit	Security Services	Percent	50%	Advertising and of the project	100%	Target achieved and project complete. Tool kit delivered	Target achieved and project complete. There is no need for corrective action.	Invoice and delivery note
CWP_194	Director Community and Social Services	To ensure provision of basic and environmental services in a sustainable way to our communities	Acquisition of fire Equipment	Disaster and Fire Programme	Percent	50%	Advertising of the project	50%	The target is met.	No corrective measures required	Invoices and delivery note
CWP_195	Director Community and Social Services	To ensure provision of basic and environmental services in a sustainable way to our communities	Miscellaneous equipment and gear/ Ancillary equipment	Disaster and Fire Programme	Percent	50%	Advertising of the project	50%	The target is achieved	No corrective measures required.	Invoice and delivery note
CWP_196	Director Community and Social Services	To ensure provision of basic and environmental services in a sustainable way to our communities	Hydraulic equipment	Disaster and Fire Programme	Percent	50%	Advertising of the project	50%	The target is achieved	No corrective measures required	Specification and Invoice

Mid-Year 1 July 2023- 31 December 2023											
IDP Ref	Responsible Owner	Strategic Objective	Project	Municipal Programme	Unit of Measurement	Mid-Year Target	Target Description	Actual Performance (31 Dec 2023)	Performance Challenges	Corrective Measures	FOE
CWP_198	Director Community and Social Services	To ensure provision of basic and environmental services in a sustainable way to our communities	Multipurpose branches Monitors	Disaster and Fire Programme	Percent	50%	Advertising of the project	50%	The target is achieved	No corrective measures required.	Specification and Invoice
CWP_199	Director Community and Social Services	To ensure provision of basic and environmental services in a sustainable way to our communities	Rescue ropes/high angle	Disaster and Fire Programme	Percent	50%	Advertising of the project	50%	The target is achieved	No corrective measures required	Specification and Invoice
CWP_201	Director Community and Social Services	To ensure provision of basic and environmental services in a sustainable way to our communities	Industrial Fire Fighting portable Pumps	Disaster and Fire Programme	Percent	50%	Advertising of the project	0%	The target was not achieved, however the project was advertised, closed on the 29 September 2023 and could not be evaluated because of the audit process during the 2nd quarter.	The tender has closed and is considered for evaluation during the 3rd quarter.	Specification and Invoice
CWP_202	Director Community and Social Services	To ensure provision of basic and environmental services in a sustainable way to our communities	Refurbishment of Game Reserve facilities	Environmental Management	Percent	50%	Tiling of chalets and kudu house	0%	The target was not achieved because the quotation received exceeds the available budget	The scope of work to be revised to accommodate the available budget.	Specification and Invoice
CWP_203	Director Community and Social Services	To ensure provision of basic and environmental services in a sustainable way to our communities	Upgrading of municipal nursery	Environmental Management	Percent	50%	Appointment of service provider	50%	The target was achieved as planned	The target was achieved and therefore corrective action is not required	Specification and Invoice

IDP Ref	Responsible Owner	Strategic Objective	Project	Municipal Programme	Unit of Measurement	Mid-Year 1 July 2023- 31 December 2023				Performance Challenges	Corrective Measures	POE
						Mid-Year Target	Target Description	Actual Performance (31 Dec 2023)	Performance			
CWP_204	Director Community and Social Services	To ensure provision of basic and environmental services in a sustainable way to our communities	Grass cutting equipment's	Environmental Management	Percent	50%	procurement of grass cutting equipment	100%	The target was achieved as planned and the project is completed	The target was achieved and therefore corrective action is not required	Invoices, pictures	
CWP_205	Director Community and Social Services	To ensure provision of basic and environmental services in a sustainable way to our communities	Greening programme	Environmental Management	Percent	50%	Supply and delivery of trees	100%	The target was achieved as planned and the project is complete	The target was achieved and therefore corrective action is not required	Works order, Invoices and pictures	
CWP_206	Director Community and Social Services	To ensure provision of basic and environmental services in a sustainable way to our communities	Development of a regional parks in Rural Areas	Environmental Management	Percent	50%	Bid advertisement	50%	The target was achieved as planned	The target was achieved and therefore corrective action is not required	Bid Specs, Appointment letter, designs	

