



NATURALLY PROGRESSIVE

**FINAL
TOP-LAYER
SERVICE DELIVERY AND BUDGET IMPLEMENTATION PLAN (SDBIP)
2023/24**

<p>INTRODUCTION</p>	<p>In terms of the Local Government: Municipal Finance Management Act, Act 56 of 2003, Section 69(3)(a) states that the Accounting Officer must no later than 14 days after the approval of an annual budget submit to the mayor a draft service delivery and budget implementation plan for the budget year. And further section 53 (1) (c) (ii) states that a Mayor of the Municipality must approve the service delivery and budget implementation plan of the municipality within 28 days after the approval of the final budget.</p> <p>MFMA Circular 13 of 2005 gives effect to the provisions of Section 53 (1) (c)(ii) of the Local Government: Municipal Finance Management Act. The Circular states that the Service Delivery and Budget Implementation Plan give effect to the Integrated Development Plan and the Budget of the Municipality. It provides a vital link and alignment between the Integrated Development and the Budget of the Municipality.</p>
<p>LEGISLATION FRAMEWORK</p>	<p>Section 1 of the Local Government: Municipal Finance Management Act, Act 56 of 2003 defines the Service Delivery and Budget Implementation Plan as: “a detailed plan approved by the mayor of a municipality in terms of section 53 (1) (c) (ii) for implementing the municipality’s delivery of services and the execution of its annual budget and which must include (as part of the top-layer) the following: (a) Projections for each month of – (i) Revenue to be collected by source; and (ii) Operational and capital expenditure, by vote (b) Service delivery targets and performance indicators for each quarter”</p> <p>Section 69 (3) (a) of the MFMA requires the accounting officer to submit a draft to the mayor no later than 14 days after the approval of the budget and drafts of the performance agreements as required in terms of Section 57 (1) (b) of the Municipal Systems Act. Section 53 (1) (c) requires that a municipality’s Service Delivery and Budget Implementation Plan be approved by the Mayor within 28 days after the approval of the budget.</p> <p>The mayor must ensure that the revenue and expenditure projection for each month and the service delivery targets and performance indicators as set out in the SDBIP are made public with 14 days after approval. The SDBIP may be revised at lower layers of the plan by the municipal manager and directors taking into consideration each months or quarterly actual performance. The top-layer SDBIP and its targets cannot be revised without notifying council, any changes to the top-layer SDBIP targets, performance indicators must be approved by council following the adjustment budget in terms of section 54 (1) (c) of the MFMA. The council approval is meant to avoid a situation where service delivery targets may be revised downwards in the event of poor performance.</p>
<p>SDBIP METHODOLOGY</p>	<p>The IDP objectives need to be quantified and translated into key performance indicators. The budget is then aligned to the objectives, projects and activities to enable the SDBIP to serve as a monitoring tool for service delivery.</p> <p>The SDBIP is a layered plan that comprises the top layer as well as the lower layer SDBIP. The top layer deals with consolidated service delivery targets and time frames for top management, whereas the lower layer consists of detailed outputs that are broken down into smaller outputs and then linked and assigned to middle and lower managers.</p> <p>The following are the minimum required components of a top-layer SDBIP: (a) Monthly projections of revenue to be collected for each source (b) Monthly projections of expenditure (operating and capital) and revenue for each vote (c) Quarterly projections of service delivery targets and performance indicators for each vote (d) Ward information for expenditure and service delivery (e) Detailed capital works plan broken down by ward over three years</p> <p>The diagram below shows the process for approving the SDBIP including how the departmental SDBIPs roll up into the draft SDBIP:</p>

The diagram below shows the process for approving the SDBIP including how the departmental SDBIPs roll up into the draft SDBIP:

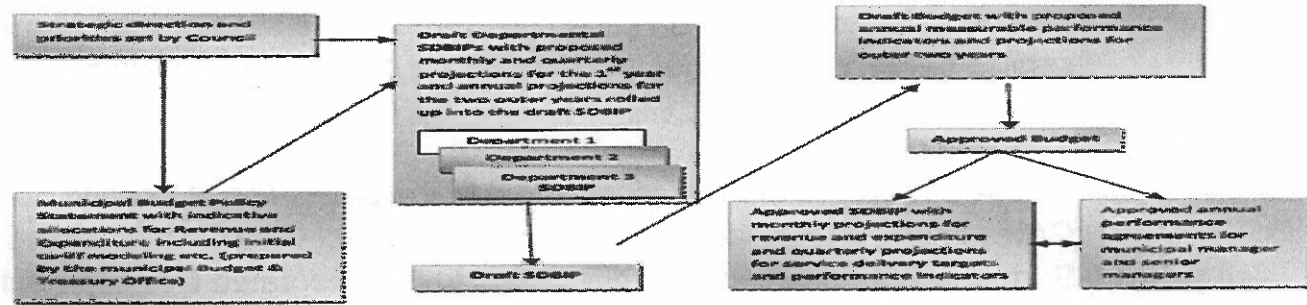


Diagram adapted from MFMA Circular No. 13 of 31 January 2005

POLOKWANE MUNICIPALITY STRATEGIC INTENT AND OBJECTIVES

Vision "The Ultimate in Innovation and Sustainable Development"

Mission "Provide cost effective services which promote sustainable livelihood through socio economic development and good governance"

Value Statement "Sustainable Development through Responsive Innovation"

Values

- Sustainable Development
- Innovation
- Responsiveness

POLOKWANE MUNICIPALITY SERVICE DELIVERY PRIORITIES

- Provision of basic services, which include electricity provision, water and sanitation and refuse removal
- Strengthen the local economic development structures and expansion of expanded public works programme
- Upgrading of informal settlements and promotion of sustainable human settlements
- Overhaul of ageing service delivery infrastructure and maintenance of municipal facilities
- Improving transport, roads and bridges
- Improving sports and recreational facilities and promotion of social cohesion
- Development of municipal capacity to manage disaster risk and protection of environment
- Ensure long-term planning capacity, monitoring and evaluation
- Promotion of sound financial management to ensure financial sustainability
- Promotion of good governance and the participation of local communities in the municipal affairs

POLOKWANE MUNICIPALITY'S IDP STRATEGIC OBJECTIVES

- To ensure efficiency and effectiveness of Municipal administration
- To ensure the provision of basic and environmental services in a sustainable way to our communities
- To ensure social protection and education outcomes
- Promotion of economic growth ,job creation and Sustainable human settlement
- To ensure community confidence in the system of local government
- To enhance Financial Viability and Financial Management

SERVICE DELIVERY AND BUDGET IMPLEMENTATION PLAN REPORTING CYCLE

The Service Delivery and Budget Implementation Plan is a management tool that will be used by the Executive Management Committee to monitor institutional performance, departmental performance, SBU performance and individual performance of employees. The Service Delivery and Budget Implementation Plan will be used by Mayoral Committee and Council to play oversight on the performance of the municipality and will be used as the basis of reporting municipal performance to the community of Polokwane and all interested stakeholders. It will serve as a early warning system for poor performance and will allow for timeous intervention to correct poor performance. The reporting cycle of this Service Delivery and Budget Implementation Plan is aligned to the Council approved PMS Framework and the PMS Policy. Reporting will be done:

Timeframe for SDBP Reporting	Responsibility	Oversight Structures
------------------------------	----------------	----------------------

Monthly Reports	All Directors	Portfolio Committee
Quarterly Reports	Municipal Manager and Mayor	Portfolio Committees, Audit Committee, Mayoral Committee, Council and Community
Mid-Year Reports	Municipal Manager and Mayor	Portfolio Committees, Audit Committee, Mayoral Committee, Council, Provincial Treasury, National Treasury, Auditor General, CoGHSTA and Community
Annual Report	Municipal Manager and Mayor	Portfolio Committees, Audit Committee, Mayoral Committee, Council, Provincial Treasury, National Treasury, Auditor General, CoGHSTA and Community

LIM354 Polokwane - Table A2 Budgeted Financial Performance (revenue and expenditure by functional classification)

Functional Classification Description	Ref	2019/20	2020/21	2021/22	Current Year 2022/23			2023/24 Medium Term Revenue & Expenditure Framework		
		Audited Outcome	Audited Outcome	Audited Outcome	Original Budget	Adjusted Budget	Full Year Forecast	Budget Year 2023/24	Budget Year +1 2024/25	Budget Year +2 2025/26
Revenue - Functional										
<i>Governance and administration</i>		2 917 539	2 693 525	2 565 089	2 895 520	2 896 756	2 896 756	2 976 906	3 073 816	3 269 087
Executive and council		(23)	-	-	2	2	2	2	2	2
Finance and administration		2 917 562	2 693 525	2 565 089	2 895 518	2 896 753	2 896 753	2 976 906	3 073 813	3 269 064
Internal audit		-	-	-	1	1	1	1	1	1
<i>Community and public safety</i>		7 838	15 435	29 016	6 145	6 145	6 145	6 434	6 756	7 181
Community and social services		2 894	7 465	1 969	2 172	2 172	2 172	2 274	2 388	2 531
Sport and recreation		3 019	5 724	24 525	3 470	3 470	3 470	3 633	3 814	4 043
Public safety		854	1 124	1 445	248	248	248	259	272	299
Housing		1 071	1 122	1 076	254	254	254	266	279	296
Health		0	-	-	2	2	2	2	2	2
<i>Economic and environmental services</i>		91 733	121 420	270 087	109 703	109 703	109 703	114 859	137 336	145 576
Planning and development		35 223	62 595	212 283	27 786	27 786	27 786	29 092	30 546	32 379
Road transport		56 510	58 825	57 504	80 273	80 273	80 273	84 046	104 982	111 281
Environmental protection		-	0	300	1 644	1 644	1 644	1 722	1 808	1 916
<i>Trading services</i>		1 532 076	1 590 994	1 857 758	2 135 028	2 135 028	2 135 028	2 552 205	2 679 816	2 840 605
Energy sources		1 037 972	1 051 644	1 226 422	1 562 403	1 562 403	1 562 403	1 871 880	1 965 474	2 083 402
Water management		261 219	240 659	294 134	300 019	300 019	300 019	373 505	392 190	415 711
Waste water management		118 425	162 380	166 197	138 981	138 981	138 981	156 249	164 061	173 905
Waste management		114 460	136 312	171 005	133 625	133 625	133 625	150 572	158 100	167 586
Other	4	-	-	-	-	-	-	-	-	-
Total Revenue - Functional	2	4 549 187	4 421 375	4 721 950	5 146 396	5 147 632	5 147 632	5 650 407	5 897 723	6 262 429
Expenditure - Functional										
<i>Governance and administration</i>		1 096 955	1 151 102	1 300 927	1 326 406	1 311 072	1 311 072	1 123 339	1 205 886	1 268 944
Executive and council		265 940	292 964	344 002	405 630	389 676	389 676	147 320	155 388	163 732
Finance and administration		820 069	847 739	945 670	906 635	908 243	908 243	959 786	1 033 271	1 087 041
Internal audit		10 946	10 399	11 255	14 141	13 153	13 153	16 232	17 227	18 172
<i>Community and public safety</i>		350 371	440 120	404 448	328 868	338 052	338 052	367 274	397 091	418 453
Community and social services		72 658	67 074	66 744	84 174	74 255	74 255	86 966	92 167	97 251
Sport and recreation		192 869	247 608	237 591	153 114	168 436	168 436	178 202	193 246	203 329
Public safety		64 932	74 304	77 488	67 298	71 683	71 683	71 881	79 636	84 051
Housing		13 145	43 150	14 733	16 930	16 310	16 310	22 207	23 517	24 825
Health		6 766	7 985	7 892	7 352	7 367	7 367	8 017	8 525	8 998
<i>Economic and environmental services</i>		673 899	837 663	1 195 640	576 524	578 489	578 489	682 861	731 595	752 921
Planning and development		123 041	132 475	474 181	105 016	106 766	106 766	117 863	124 242	131 010
Road transport		537 793	680 753	692 879	441 779	441 732	441 732	533 117	576 087	588 975
Environmental protection		13 025	24 436	28 580	29 729	29 971	29 971	31 881	31 266	32 936
<i>Trading services</i>		1 753 611	1 886 426	2 043 090	1 976 232	1 981 769	1 981 769	2 376 560	2 535 637	2 673 642
Energy sources		916 060	985 845	1 101 135	1 178 921	1 192 057	1 192 057	1 544 811	1 635 889	1 721 839
Water management		585 793	666 605	739 707	569 374	588 305	588 305	612 879	665 857	706 464
Waste water management		115 687	87 201	50 607	70 365	58 126	58 126	75 475	80 022	83 878
Waste management		136 072	146 775	151 641	157 572	145 281	145 281	143 395	153 869	161 462
Other	4	-	-	-	-	-	-	-	-	-
Total Expenditure - Functional	3	3 874 797	4 315 312	4 944 105	4 288 030	4 209 361	4 209 361	4 550 034	4 870 209	5 113 961
Surplus/(Deficit) for the year		674 390	106 063	(222 155)	938 366	938 270	938 270	1 100 373	1 027 515	1 148 468

LIM354 Polokwane - Table A3 Budgeted Financial Performance (revenue and expenditure by municipal vote)

Vote Description	Ref	2019/20	2020/21	2021/22	Current Year 2022/23			2023/24 Medium Term Revenue & Expenditure Framework		
		Audited Outcome	Audited Outcome	Audited Outcome	Original Budget	Adjusted Budget	Full Year Forecast	Budget Year 2023/24	Budget Year +1 2024/25	Budget Year +2 2025/26
Revenue by Vote	1									
Vote 1 - Chief operations office		-	-	-	4	4	4	4	5	5
Vote 2 - Municipal managers office		(23)	-	-	2	2	2	2	2	2
Vote 3 - Water and sanitation		379 644	403 039	460 331	438 999	438 999	438 999	529 754	556 242	589 616
Vote 4 - Energy services		1 037 972	1 051 644	1 226 422	1 562 403	1 562 403	1 562 403	1 871 880	1 965 474	2 083 402
Vote 5 - Community Services		120 373	149 501	197 500	140 905	140 905	140 905	158 194	166 104	176 070
Vote 6 - Public safety		36 411	38 859	33 175	48 853	48 853	48 853	51 149	53 706	56 929
Vote 7 - Corporate and Shared Services		4 442	627	42 502	3 204	3 204	3 204	3 354	3 522	3 733
Vote 8 - Planning and Economic Development		35 223	62 595	212 283	27 785	27 785	27 785	29 091	30 545	32 378
Vote 9 - Budget and Treasury office		2 912 731	2 692 766	2 522 499	2 891 936	2 893 172	2 893 172	2 973 156	3 069 876	3 264 911
Vote 10 - Transport Operations		21 342	21 222	26 163	32 051	32 051	32 051	33 557	51 969	55 087
Vote 11 - Human Settlement		1 071	1 122	1 076	254	254	254	266	279	296
Vote 12 -		-	-	-	-	-	-	-	-	-
Vote 13 -		-	-	-	-	-	-	-	-	-
Vote 14 -		-	-	-	-	-	-	-	-	-
Vote 15 -		-	-	-	-	-	-	-	-	-
Total Revenue by Vote	2	4 549 187	4 421 375	4 721 950	5 146 396	5 147 632	5 147 632	5 650 407	5 897 723	6 262 429
Expenditure by Vote to be appropriated	1									
Vote 1 - Chief operations office		153 598	128 129	127 393	142 713	128 227	128 227	146 329	153 663	161 831
Vote 2 - Municipal managers office		253 321	277 924	332 575	372 194	364 701	364 701	114 479	120 711	127 173
Vote 3 - Water and sanitation		701 480	753 806	790 314	639 739	644 431	644 431	688 354	745 880	790 341
Vote 4 - Energy services		916 060	985 845	1 101 135	1 178 921	1 192 057	1 192 057	1 544 811	1 635 889	1 721 839
Vote 5 - Community Services		389 430	455 588	453 385	388 700	386 537	386 537	402 694	434 859	457 373
Vote 6 - Public safety		290 462	328 031	346 498	385 960	376 004	376 004	385 262	420 117	442 744
Vote 7 - Corporate and Shared Services		269 132	292 228	319 085	312 128	331 945	331 945	320 285	353 881	371 288
Vote 8 - Planning and Economic Development		77 055	94 291	437 932	79 862	82 212	82 212	93 583	99 441	104 881
Vote 9 - Budget and Treasury office		385 817	392 398	446 141	379 247	368 297	368 297	430 498	454 923	479 785
Vote 10 - Transport Operations		425 298	563 922	574 914	311 636	318 640	318 640	401 532	427 329	431 881
Vote 11 - Human Settlement		13 145	43 150	14 733	16 930	16 310	16 310	22 207	23 517	24 825
Vote 12 -		-	-	-	-	-	-	-	-	-

Vote 13 -		-	-	-	-	-	-	-	-	-
Vote 14 -		-	-	-	-	-	-	-	-	-
Vote 15 -		-	-	-	-	-	-	-	-	-
Total Expenditure by Vote	2	3 874 797	4 315 312	4 944 105	4 208 030	4 209 361	4 209 361	4 550 034	4 870 209	5 113 961
Surplus/(Deficit) for the year	2	674 390	106 063	(222 155)	938 366	938 270	938 270	1 100 373	1 027 515	1 148 468

Key Performance Area (KPA)		Basic Service Delivery										
Outcome 9:		Responsive, Accountable, Effective and Efficient Local Government System										
Pillar		Smart living										
SDF objective		<ul style="list-style-type: none"> To develop a viable, affordable, efficient and effective settlement model and rural area development strategy for areas beyond the urban complexes in the municipality. This will contribute to the strengthening of rural nodes and the creation of an inclusive economy. To enhance infrastructure development for priority communities by the strengthening of rural nodes. 										
Municipal IDP Priority		Provision of basic services, which include electricity, water, sanitation and refuse removal										
IDP Strategic Objective		To ensure the provision of basic and environmental services in a sustainable way to our communities										
Project Name	Project Number	SBU	Key Performance Indicator (KPI)	Unit of Measure (UoM)	Proposed Budget	Responsible Official	Performance Baseline From Annual Report	Milestones				Portfolio of Evidence (POE)
								Annual Target 2023/24	Quarter 1	Quarter 2	Quarter 3	
Design and construction 66KV Distribution substation Matlala	BSD_TL01	Energy Services	Number of new substations built by 30 June 2024	#	R110 000 000	Manager: Planning & Development	1	n/a	n/a	n/a	0,25	Appointment letters, minutes on meetings, progress reports, payment certificates
Installation of 3x185mm ² cables from Sterpark to Iota sub	BSD_TL02	Energy Services	Kilometre of underground cables installed by 30 June 2024	km	R 27 000 000	Manager: Planning & Development	1 km (3X11KV cable installed)	n/a	n/a	n/a		No budget for this project
Electrification of rural households,	BSD_TL03	Energy Services	Increase percentage of Rural Households with access to electrification by 0.50% by the 30 June 2024	%	R30 000 000	Manager: Planning & Development	0.50%	n/a	n/a	n/a	0.50%	Appointment letters, minutes on meetings, progress reports, payment certificates, completion certificates
Construction of ventilated pit latrines	BSD_TL04	Sanitation	Increase percentage of Households with access to sanitation by 1.75% by 30 June 2024	%	R 28 257 269	Manager: Water & Sanitation and Manager PMU	1,68%	n/a	n/a	n/a	1,75%	Happy letters, completion certificate, Progress report, beneficiary list and close out report.
Various water Capital Projects	BSD_TL05	Water	Increase percentage of Households with access to Water by 0.40 % by the 30 June 2024	%	N/A	Manager: Water & Sanitation and Manager PMU.	0,30%	n/a	n/a	n/a	0,40%	completion letters
Various Roads Capital Projects	BSD_TL06	Roads and storm water	Km of roads upgraded from gravel to tar by 30 June 2024	km	R 141 600 000	Manager Roads Management	2.2km	n/a	n/a	n/a	15km	Appointment letter, progress report and payment certificate
Monitoring of food premises	BSD_TL07	Community Health	Number of Health (Food premises and outlets) inspections conducted by 30 June 2024	#	R6 000 000	Manager: Environmental Health Services	1540	385	385	385	385	Food Premises inspection reports
N/A	BSD_TL08	Waste Management	Number of rural villages supplied with weekly waste removal services by 30 June 2024	#	R 2 520 000	Manager: Waste Management	4	n/a	n/a	n/a	8	Collection reports from superintendents and manager

Project Name	Project Number	SBU	Key Performance Indicator (KPI)	Unit of Measure (UoM)	Proposed Budget	Responsible Official	Performance Baseline From Annual Report	Milestones					Portfolio of Evidence (POE)
								Annual Target 2023/24	Quarter 1	Quarter 2	Quarter 3	Quarter 4	
N/A	BSD_TL09	Waste Management	Increase Percent of Households with access to waste removal services by 0.10% by the 30 June 2024	%	R 15 670 160	Manager: Waste Management	0,08	0,10%	n/a	n/a	n/a	0,10%	Reports from superintendents and manager
Review of Disaster Management Plan	BSD_TL10	Disaster Management and Fire Services	Number of Disaster Management Plan Reviewed (Annual review) by 30 June 2024	#	N/A	Manager: Disaster Management	1	1	n/a	n/a	n/a	1	Approved Disaster Plan
N/A	BSD_TL11	Disaster Management and Fire Services	Km fire break re-blading conducted by 30 June 2024	km	R 2 000 000	Manager: Disaster Management	2100 KM	2100 KM	n/a	n/a	n/a	2100km	Invoice, Lease of farm rebladed
Upgrad & constr of Trunk route WP1	BSD_TL12	Transportation (Infrastructure)	Km of Trunk route constructed by 30 June 2024	km	R30 000 000	Manager: Infrastructure Development	0,25	1 km	n/a	n/a	n/a	1 km	Progress reports, payment certificate

Key Performance Area (KPA)		Local Economic Development												
Outcome 9:		Responsive, Accountable, Effective and Efficient Local Government System												
Pillar		Smart Economy												
SDF objective		Smart Living												
Municipal IDP Priority		To develop and expand industrial manufacturing, agro-processing and secondary beneficiation within the municipality. To enhance, strengthen and maintain the economic vitality, attractiveness and quality of life of the main urban areas in the municipality and to enhance the image and value of Polokwane as the provincial capital of Limpopo and to leverage optimum economic value in regard thereto.												
IDP Strategic Objective		Strengthen the local economic development structures and expansion of expanded public works programme Upgrading of informal settlements and promotion of sustainable human settlements Monitoring of property boundaries for harmonious leaving, effective application of Valuation of properties on correct boundaries Promotion of economic growth, job creation and sustainable human settlements To maximise revenue collection through effective monitoring and managing of properties To Resolve property boundary disputes and prevent any future boundary disputes												
Project Name	Project Number	SBU	Key Performance Indicator (KPI)	Unit of Measure (UoM)	Proposed Budget	Responsible Official	Performance Baseline From Annual Report	Milestones				Portfolio of Evidence (POE)		
								Annual Target 2023/24	Quarter 1	Quarter 2	Quarter 3		Quarter 4	
N/A	LED_TL01	Economic Development and Tourism	Number of workshops / Trainings conducted for Street Traders by 30 June every year	#	R 150 000	Manager: ED&T	6	7	2	1	2	2	2	Reports And Attendance register
	LED_TL02	Economic Development and Tourism	Number of job opportunities created through EPWP by 30 June 2024 (Temporary job opportunities)	#	N/A	Manager: PMU	3552	3665	1000	1000	1000	665	665	EPWP Systems generated reports.
N/A	LED_TL03	Economic Development and Tourism	Number of exhibition / Flea Markets facilitated by the municipality by 30 June each year	#	R100 000	Manager: ED&T	3	12	3	3	3	3	3	Reports Pictures and Attendance Register
N/A	LED_TL04	Economic Development and Tourism	Number of tourism and investment promotion trade shows held by 30 June each year	#	R 640 342	Manager: ED&T	8	8	2	2	2	2	2	Report, Pictures and Attendance register
N/A	LED_TL05	Economic Development and Tourism	Number of job opportunities created through Municipal sponsored trading. (Respond: Traders trade at events during soccer matches and festivals for economic beneficiation)	#	N/A	Manager: ED&T	12	12	3	3	3	3	3	Reports
N/A	LED_TL06	Economic Development and Tourism	Number of workshops / Trainings conducted for Street Traders by 30 June every year Training organised by the municipality in partnerships with sector partners offered to SMME's by 30 June each year	#	R 100 000	Manager: ED&T	6	20	5	5	5	5	5	Report Pictures and Attendance Register

Key Performance Area (KPA)		Good Governance and Public Participation												
Outcome B:		Responsive, Accountable, Effective and Efficient Local Government System												
Pillar		Smart Governance												
		Smart People												
		Smart Mobility												
		Smart Living												
SDF objective		To enhance, strengthen and maintain the economic vitality, attractiveness and quality of life of the main urban areas in the municipality and to enhance the image and value of Polokwane as the provincial capital of Limpopo and to leverage optimum economic value in regard thereto.												
Municipal IDP Priority		To strengthen and enhance skills development and general education and training in support of the growing services sector in the municipality												
		Promotion of good governance and the participation of local communities in the municipal affairs												
		Ensure long-term planning capacity, monitoring and evaluation.												
		Improving transport, roads and bridges												
		Increased access to municipal services to all households												
IDP Strategic Objective		To ensure community confidence in the system of local government												
		To ensure efficiency and effectiveness of municipal administration												
		Promotion of economic growth, job creation and sustainable human settlements												
		Increased access to municipal services to all households												
Project Name	Project Number	SBU	Key Performance Indicator (KPI)	Unit of Measure (UoM)	Proposed Budget	Responsible Official	Performance Baseline From Annual Report	Annual Target 2023/24	Quarter 1	Quarter 2	Quarter 3	Quarter 4	Portfolio of Evidence (POE)	
OPEX	GGPP_TL01 (A)	IDP	Draft Status Quo Analysis Report Published for Comments and Inputs before the 30 th September each Financial year	Date	N/A	Manager: IDP	30 th September 2022	30 th September 2023	30 th September 2023	n/a	n/a	n/a	n/a	Copy of Draft Status Quo Analysis, Newspaper advert
OPEX	GGPP_TL01 (B)	IDP	Draft Projects Report Published for Comments and Inputs before the 31 March each Financial year	Date	N/A	Manager: IDP	31-Mar-22	31-Mar-23	n/a	n/a	31-Mar-23	n/a	n/a	Copy of the Draft Projects Report, Newspaper advert
OPEX	GGPP_TL01 (C)	IDP	Submitting the next financial year Draft IDP and Budget to Council for adoption by 31 March each year (two month before the start of the new financial year)	Date	N/A	Manager: IDP	31-Mar-22	31-Mar-23	n/a	n/a	31-Mar-23	n/a	n/a	Council Resolution, Copy of Draft IDP
OPEX	GGPP_TL02	IDP	Approval of the current financial year IDP, Budget and PMS Schedule (Process Plan) by 30 August each year (S21 of the MFMA)	#	N/A	Manager: IDP	1	1	1	n/a	n/a	n/a	n/a	Council Resolution and Final Process Plan
OPEX	GGPP_TL03	IDP	Number of IDP, Budget and PMS Steering Committee Meeting held by 30 June 2024	#	N/A	Manager: IDP	3	3	1	n/a	n/a	1	1	Agenda, Minutes, Attendance Register
OPEX	GGPP_TL04	IDP	Submitting the next financial year Final IDP and Budget to Council for adoption by 31 May each year (One month before the start of the new financial year)	Date	N/A	Manager: IDP	31-May	31-May	n/a	n/a	n/a	31-May	n/a	Council Resolution, Copy of Final IDP
OPEX	GGPP_TL05	PMS	Tabling Draft Annual Report for previous financial year to Council by 31 January each year. (s121 - 129 MFMA)	Date	N/A	Manager: PMS	31-Jan-23	31-Jan-24	n/a	n/a	31-Jan-24	n/a	n/a	Copy of the draft Annual Report, Copy of Council Resolution

Project Name	Project Number	SBU	Key Performance Indicator (KPI)	Unit of Measure (UoM)	Proposed Budget	Responsible Official	Performance Baseline From Annual Report	Milestones				Portfolio of Evidence (POE)	
								Annual Target 2023/24	Quarter 1	Quarter 2	Quarter 3		Quarter 4
OPEX	GGPP_TL06	PMS	Number of Quarterly Performance Reports submitted to Council by 30 June 2024	#	N/A	Manager PMS	4	1	1	1	1	1	Copy of Quarterly Performance Reports, Council Resolution
OPEX	GGPP_TL08	ICT	Number of ICT Steering Committee meeting held by 30 June 2024	#	N/A	Manager ICT	4	1	1	1	1	1	Minutes and Attendance Register
N/A	GGPP_TL09	ICT	Number of quarterly reports on the performance of ICT Service providers by 30 June 2024	#	N/A	Manager ICT	4	1	1	1	1	1	Quarterly Report
OPEX	GGPP_TL10 (A)	MM Office	Number of EXCO Meetings convened by 30 June 2024	#	N/A	Manager MM Office	36	9	9	9	9	9	Agenda and Minutes
OPEX	GGPP_TL10 (B)	MM Office	Number of EXCO Meetings convened by 30 June 2024	#	N/A	Manager MM Office	New	3	3	3	3	3	Agenda and Minutes
OPEX	GGPP_TL11	Secretariat	Number of Mayoral Committee meetings convened by 30 June 2024	#	R 70 000	Manager Legislative Support	10	3	2	3	2	2	Agenda and Minutes
OPEX	GGPP_TL12	Secretariat	Number of Council sittings convened by 30 June 2024	#	R 100 000	Manager Legislative Support	6	1	1	1	1	1	Agenda and attendance registers
OPEX	GGPP_TL14	Asset Management	Number of Portfolio Committee meetings convened by 30 June 2024	#	R 200 000	Manager Legislative Support	132	27	28	27	28	28	Agenda and attendance registers
N/A	GGPP_TL15	Special Focus	Number of GRAP compliant fixed assets register compiled and updated	#	N/A	Manager Asset Management	(1) 31 August 2023	(1) 31 August 2023	n/a	n/a	n/a	n/a	GRAP compliant Fixed assets register
OPEX	GGPP_TL16	Internal Audit	Number of Ward AIDS Councils Convened by 30 June 2024	#	N/A	Manager Executive Mayor's Office	New	n/a	n/a	n/a	n/a	45	Agenda
OPEX	GGPP_TL17	Internal Audit	Develop External Audit Action Plan based on AGSA Findings by 31 January each year.	#	N/A	Chief Audit Executive	1	n/a	n/a	1	n/a	n/a	External Audit Action Plan
OPEX	GGPP_TL18	Internal Audit	Develop Annual Internal Audit Plan and 3 year rolling strategic plan by 30 June 2024	#	N/A	Chief Audit Executive	1	n/a	n/a	n/a	n/a	1	Annual Internal Audit Plan and 3 year rolling strategic plan
OPEX	GGPP_TL19	Public Participation	Number of Audit Committee Meetings convened by 30 June 2024	#	N/A	Chief Audit Executive	6	2	1	2	1	1	Minutes of Audit Committee Meetings
OPEX	GGPP_TL20	Public Participation	Number of Ward Committee Meetings convened by 30 June 2024	#	N/A	Manager Legislative Support	New	135	135	135	135	135	Agenda and attendance registers
OPEX	GGPP_TL21	Public Participation	Number of Ward Committee Reports developed and submitted to Council by 30 June 2024	#	N/A	Manager Legislative Support	4	1	1	1	1	1	Council resolutions on Ward Committee reports

Key Performance Area (KPA)		Municipal Transformation and Organisational Development										
Outcome 9:		Responsive, Accountable, Effective and Efficient Local Government System										
Pillar		Smart Governance										
		Smart People										
		Smart Mobility										
		Smart Living										
SDF objective		To enhance, strengthen and maintain the economic vitality, attractiveness and quality of life of the main urban areas in the municipality and to enhance the image and value of Polokwane as the provincial capital of Limpopo and to leverage optimum economic value in regard thereto.										
		To strengthen and enhance skills development and general education and training in support of the growing services sector in the municipality										
Municipal IDP Priority		Promotion of good governance and the participation of local communities in the municipal affairs										
		Ensure long-term planning capacity, monitoring and evaluation.										
		Improving transport, roads and bridges										
		Increased access to municipal services to all households										
IDP Strategic Objective		To ensure community confidence in the system of local government										
		To ensure efficiency and effectiveness of municipal administration										
		Promotion of economic growth, job creation and sustainable human settlements										
		Increased access to municipal services to all households										
Project Name	Project Number	SBU	Key Performance Indicator (KPI)	Unit of Measure (UoM)	Proposed Budget	Responsible Official	Performance Baseline From Annual Report	Milestones				Portfolio of Evidence (POE)
							Annual Target 2023/24	Quarter 1	Quarter 2	Quarter 3	Quarter 4	
N/A	MTOD_TL01	Human Resources Management	Submission of Reviewed of WSP to LGSETA by 30 April 2024	#	N/A	Manager: HR	1	n/a	n/a	n/a	1	Letter of acknowledgement
OPEX												
N/A	MTOD_TL02	Human Resources Management	Submission of Employment Equity Plan to the Department of Labour by 30 June 2024	#	N/A	Manager: HR	1	n/a	n/a	n/a	1	Acknowledgement letter
OPEX												
N/A	MTOD_TL03	Human Resources Management	Number of new External Students awarded study bursaries for the next academic year by 30th June 2024	#	R1 976.00	Manager: HR	40	n/a	40	n/a	n/a	bursaries Report
OPEX												
N/A	MTOD_TL04	Human Resources Management	Number of Graduates students awarded Internships / Experimental / Learnership at Polokwane Municipality by the 30 June 2024	#	R7 938 959	Manager: HR	100	n/a	n/a	100	n/a	Internships/Experiential/Learnership Report
OPEX												
N/A	MTOD_TL05	Human Resources Management	% of training session on application and understanding of code of conduct for new employees by 30 June 2024	%	N/A	Manager: HR	100	100%	100%	100%	100%	Attendance Register
OPEX												

Key Performance Area (KPA)		Financial Viability										
Outcome 9:		Responsive, Accountable, Effective and Efficient Local Government System										
Pillar		Smart Governance										
SDF objective		To enhance, strengthen and maintain the economic vitality, attractiveness and quality of life of the main urban areas in the municipality and to enhance the image and value of Polokwane as the provincial capital of Limpopo and to leverage optimum economic value in regard thereto.										
Municipal IDP Priority		Promotion of sound financial management to ensure financial sustainability										
IDP Strategic Objective		To ensure efficiency and effectiveness of municipal administration										
Project Name	Project Number	SBU	Key Performance Indicator (KPI)	Unit of Measure (UoM)	Proposed Budget (KPI)	Responsible Official	Performance Baseline From Annual Report	Milestones				Portfolio of Evidence (POE)
								Annual Target 2023/24	Quarter 1	Quarter 2	Quarter 3	
N/A	FV_TL01	Budget and Reporting	Number of funded annual budget adopted as per MFMA act by 30 May	#	N/A	Manager: Budget and Reporting	1	n/a	n/a	n/a	1	Approved funded annual budget
N/A		Budget and Reporting	Number of funded adjustment budget adopted by 28 February	#	N/A	Manager: Budget and Reporting	New	n/a	n/a	n/a	1	Approved funded adjustment budget
N/A	FV_TL02	Budget and Reporting	Percentage Municipal compliance to MSCOA by 30 June 2024	%	N/A	Manager: Budget and Reporting	(100%)16 Data Strings reports:	(100%)16 Data Strings reports:	(100%)16 Data Strings reports:	(100%)16 Data Strings reports:	(100%)16 Data Strings reports:	MsCOA Data Strings
N/A		Budget and Reporting	Number of MSCOA reports processed and submitted to NT by 30 June each year.	#	N/A	Manager: Budget and Reporting	12 Monthly Reports	12 Monthly Reports	12 Monthly Reports	12 Monthly Reports	12 Monthly Reports	MSCOA reports processed and submitted to NT
N/A	FV_TL03	Expenditure Management	% of creditors paid within 30 days upon receipt of invoice"	%	N/A	Manager: Expenditure Management	95%	95%	95%	95%	95%	Age Analysis and MFMA S71 Report
N/A	FV_TL04	Free Basic Services	% of Households with access to free basic services to all qualifying people in the municipal's area of jurisdiction	%	N/A	Manager: Revenue and Customer Care	100%	100%	100%	100%	100%	Indigent Report
N/A	FV_TL05	Financial Viability	Percentage collection of revenue billed; total billed vs total collected.	%	N/A	Manager: Revenue and Customer Care	86%	86%	86%	86%	86%	Billing vs Collection Report
N/A		Financial Viability	Percentage collection of government debt outstanding vs total debt collected. (Government debt)	%	N/A	Manager: Revenue and Customer Care	New	30%	30%	30%	30%	Government debt vs debt collected.
N/A		Business and Financial Planning	Percentage collection of land / property debts outstanding vs total collected. (Land and Property debts)	%	N/A	Manager: Business and Financial Planning	New	30%	30%	30%	30%	Land and Property debt vs debt collected.
N/A		Business and Financial Planning	Percentage of progress on resolutions for solar project	%	N/A	Manager: Business and Financial Planning	New	50%	50%	50%	50%	Resolution register with relevant supporting documents

Project Name	Project Number	SBU	Key Performance Indicator (KPI)	Unit of Measure (UoM)	Proposed Budget	Responsible Official	Performance Baseline From Annual Report	Milestones				Portfolio of Evidence (POE)
								Annual Target 2023/24	Quarter 1	Quarter 2	Quarter 3	
N/A		Business and Financial Planning	Percentage progress of DBSA assistance on non-revenue projects	%	N/A	Manager: Business and Financial Planning	New	100%	100%	100%	100%	Resolution register with relevant supporting documents
N/A	FV_TL06	Supply Chain Management	Timeous appointment of service providers within 90 days in line with the National Treasury Norm on appointment of contractors	Days	N/A	Manager: SCM	72	90	90	90	90	Demand Management Report
N/A	FV_TL08	Expenditure Management	Number of payroll reconciliation prepared.	#	N/A	Manager: Expenditure Management	New	12 Payroll reconciliation prepared	3 Payroll reconciliation prepared	3 Payroll reconciliation prepared	3 Payroll reconciliation prepared	Payroll reconciliation prepared
N/A	FV_TL09	Business and Financial Planning	Number of investment reconciliation prepared.	#	N/A	Manager: Business and Financial Planning	New	12 Investment reconciliation prepared	3 Investment reconciliation prepared	3 Investment reconciliation prepared	3 Investment reconciliation prepared	Investment reconciliation
N/A	FV_TL10	Business and Financial Planning	Number of investment meetings held.	#	N/A	Manager: Business and Financial Planning	New	12	12	12	12	Attendance register
N/A		Assets management	100% of infrastructure assets unbundled in accordance with the accounting framework	%	N/A	Manager: Asset Management	New	100%	100%	100%	100%	Unbundling report
N/A		Assets management	Number of Asset Management Committees held	#	N/A	Manager: Asset Management	New	4	1	1	1	Minutes of meetings and attendance
N/A		Supply Chain Management	Number of GRAP compliant inventory register compiled and maintained	#	N/A	Manager: SCM	New	(1) 31 August 2023	n/a	n/a	n/a	GRAP Compliant Inventory register
N/A	GGPP_TL26	BTO	Number of Unqualified Audit Opinion	#	N/A	CFO / DCFO	Unqualified Audit Opinion	Unqualified Audit Opinion	Unqualified Audit Opinion	Unqualified Audit Opinion	n/a	Signed AGSA Audit opinion report
N/A	GGPP_TL27	BTO	Manage and maintain unauthorised, Irregular and Fruitless Expenditure at R0.00	R (Monetary)	N/A	CFO / DCFO	R0.00 UIF expenditure	R0.00 UIF expenditure	R0.00 UIF expenditure	R0.00 UIF expenditure	R0.00 UIF expenditure	UIF register
N/A		Manager Budget	Number of in-year monitoring reports submitted to Treasury within 10 days after the end of the month	#	N/A	Manager: Budget and Reporting	New	12	3	3	3	Proof of submission of in-year monitoring report
N/A		Manager SCM	Number of UIF reports submitted to treasury within 10 days after the end of the month	#	N/A	Manager: SCM	New	12	3	3	3	Proof of submission of UIF reports

Project Name	Project Number	SBU	Key Performance Indicator (KPI)	Unit of Measure (UoM)	Proposed Budget	Responsible Official	Performance Baseline From Annual Report	Milestones				Portfolio of Evidence (POE)
								Annual Target 2023/24	Quarter 1	Quarter 2	Quarter 3	
N/A		BTO	Number of quarterly financial statements submitted to stakeholders within 60 days after the end of the quarter	#	N/A	CFO / DCFO	4 quarterly financial statements submitted to stakeholders within 60 days after the end of the quarter	1 quarterly financial statements submitted to stakeholders within 60 days after the end of the quarter	1 quarterly financial statements submitted to stakeholders within 60 days after the end of the quarter	1 quarterly financial statements submitted to stakeholders within 60 days after the end of the quarter	1 quarterly financial statements submitted to stakeholders within 60 days after the end of the quarter	Quarterly financial statements as submitted to stakeholders
N/A		BTO	Number of annual financial statements submitted to the Auditor General by 31st August each Financial Year	#	N/A	CFO / DCFO	1 annual financial statement submitted to the Auditor General by 31 st August 2022	1 annual financial statement submitted to the Auditor General by 31 st August 2023	1 annual financial statement submitted to the Auditor General by 31 st August 2023	1 annual financial statement submitted to the Auditor General by 31 st August 2023	n/a	annual financial statement

Project Name	Activities	Project Description	Opex (Capex)	Ward No.	MTER(FIR) Budget	Source of Funding	QUARTERLY PROJECT IMPLEMENTATION MILESTONES				Portfolio of Evidence				
							Quarter 1 (Jul-Sep 23)		Quarter 2 (Oct-Dec 23)			Quarter 3 (Jan - Mar 24)		Quarter 4 (Apr - Jun 24)	
							Percentage (%)	Target Description	Percentage (%)	Target Description		Percentage (%)	Revised 3rd Quarter Target	Percentage (%)	Revised 4th Quarter Target
WATER AND SANITATION PROJECTS															
CWP_01	Ollantsoop RWS (Mimolong wa Perekis)	Equipping and safeguarding of borehole, Water reticulation, Elevated Steel Tank, Stand Taps	Capital	10, 16, 36, 37	11 956 522	IUDG	80%	Construction of internal reticulation pipe line	100%	Construction of internal reticulation pipe line and equipping of boreholes. Completion of the project	N/A	N/A	N/A	Progress report, Close out Report, Completion Certificate	
CWP_02	Mohapo RWS	Stand Pipe, Equipping and safeguarding of boreholes, Construction of pump main, 700kl Steel tank	Capital	6, 31, 24	10 086 957	IUDG	30%	Construction of bulkline and equipping of boreholes.	60%	Electrification of boreholes and reticulation.	100%	Testing and commission, and completion	Progress report, Close out Report, Completion Certificate		
CWP_03	Molejle East RWS	Connections at 2.5 ML command reservoir at Mabotsa village. Connections at 800kl Sump and Booster pumpstation at Iscooti and 400kl sump at Matamaryane. Security fencing all RWS Boreholes.	Capital	15, 36, 38	8 640 000	IUDG	1%	Scope presentation, PDR	5%	DDR Appointment of contractor, Site establishment	85%	Construction of pipelines, boreholes	100%	PDR, DDR, Appointment letters, Progress report, Close out Report, Completion Certificate	
CWP_04	Molejle North RWS	Erect security fence for boreholes, Erect security fence for boreholes, 1000kl Elevated Steel Tank	Capital	35	6 086 957	WSIG	90%	Construction of reticulation pipeline and Erect two Package Plants	100%	Completion of two Package plants and Electrification of Borehole.	N/A	N/A	N/A	Progress report, Close out Report, Completion Certificate	
CWP_05	Sebayeng/Dikgale RWS	Bulk pipe line, 3 Storage tanks. Bulk pipe line 182 650kl. Bulk pipe line 900kl storage tank. Bulk pipe line 2800kl storage tank. Bulk pipe line, Palisade fence, Steel tank. Elevated tanks	Capital	29, 30, 31, 32, 33	6 086 957	IUDG	1%	Planning, Technical Report Approvals, Scoping, PDR Approvals	10%	Tender Document, Appointment and Site Handover	50%	Bulk pipe line, 3 Storage tanks. Bulk pipe line 182 650kl storage tank. Bulk pipe line.	90%	Design reports, Appointment letter, progress reports	
CWP_06	Molejle South RWS	Construction of internal reticulation, Bulk pipe to the reservoir, Command reservoir and connector pipes to existing reservoirs, Installation of yard connections & street taps, Equipping of Boreholes	Capital	9	11 026 086	WSIG	1%	Business plan approval, Technical Report Approvals, Scoping, PDR Approvals	10%	Appointment of contractor and site establishment	25%	Equipping of borehole and installing pumpstation	50%	Approved business plan, appointment letter, progress reports	
CWP_07	Houiver RWS	Pipe laying, Steel Tank, Concrete reservoir. Boreholes	Capital	09, 16, 18, 35	9 086 957	IUDG	100%	Equipping of borehole, pipe laying and completion	100%	Installation of pumps, Pump station	100%	Installation of yard connections and Completion	N/A	Progress reports, Completion certificate, Minutes of meetings, close-up report	
CWP_08	Chuerie Maja RWS	Yard Connections, Reticulation, Elevated Tank, Stand Pipes, Installation of pumps, Pump station, Water Conservation and Demand Management	Capital	1, 2	10 347 826	IUDG	25%	Reticulation, Elevated Tank	70%	Installation of pumps, Pump station	100%	Testing and Commission	N/A	Progress reports, Completion certificate, Minutes of meetings, close-up report	
CWP_09	Molepe RWS	Construction of Bulk line, Reticulation, Water Conservation and Demand Management, Elevated tanks, Booster pump at PS, Water Conservation and Demand Management	Capital	3, 4	10 347 826	IUDG	30%	Construction of bulk reticulation and drilling of boreholes.	70%	Equipping and electrification of boreholes	100%	Testing and Commission	100%	Progress reports, Completion certificate, Minutes of meetings, close-up report	
CWP_10	Laastehoop RWS	Extension of reticulation, Water Conservation and Demand, Bulk pipeline Molepe dam to Laastehoop, Drilling of new boreholes to augment water supply.	Capital	5	4 347 826	IUDG	1%	Approval of Technical report by DWS	5%	Scoping, Preliminary and detailed design report.	20%	Appointment of contractor and Site establishment	50	Construction of Bulk line and reticulation	Technical report recommendation, PDR, DDR, Progress report, Meeting Minutes and attendance register
CWP_11	Mankweng RWS	Construction of Water reticulation, Drilling and equipping of boreholes	Capital	27, 26, 31, 7, 26	4 347 826	IUDG	1%	Approval of Technical report by DWS	5%	Scoping, Preliminary and detailed design report.	20%	Appointment of contractor and site establishment	50	Construction of reticulation	Technical report recommendation, PDR, DDR, Progress report, Meeting Minutes and attendance register
CWP_12	Boyne RWS	Drilling of new boreholes to augment water supply and storage tanks. Reticulation, Bulk connector to Mountain view, New 200kl concrete reservoir at Mountain View, 50kl steel tank at Flora Park	Capital	4	10 347 826	IUDG	90%	Pipe laying, BH Equipping	100%	Pipe Testing, Storage Refurbishment, Electrification of Boreholes	N/A	N/A	N/A	Completion Certificate, Minutes of progress meetings	
CWP_13	Badimong RWS	Drilling of Boreholes	Capital	28, 30, 31, 34	3 000 000	WSIG	1%	Technical Report, Business Plan	50%	Drilling and Equipping of boreholes	100%	Electrification of Boreholes and completion		Completion Certificate, Minutes of progress meetings	
CWP_14	Construction of ventilated pit latrines	Construction of ventilated pit latrines according to Council approved priority list at Molejle Cluster	Operational	09, 10, 15, 16, 18, 35, 36, 38, 09, 10, 15, 16, 18, 35, 36, 38	80 000 000	IUDG	1%	Scoping, PDR and DDR and Appointment of the contractor	25%	Construction of VIP	75%	Construction of VIP Toilets	100%	Progress report, Close out Report, Completion Certificate	
CWP_15	Regional Waste Water Treatment Plant	Construction of Regional Wastewater Works	Capital	11, 12, 13, 14, 17, 37, 08, 19, 20, 21, 22, 23, 38	110 642 000	SBIG	12%	Excavation and Laying of concrete pipes and Casting of drop structures	21%	Laying of concrete pipes, steel fixing and Casting of drop structures. Casting of the pipe bridge and Civil works on the main regional waste water plant.	28%	Laying of concrete pipes, steel fixing and Casting of drop structures. Casting of the pipe bridge and Civil works on the main regional waste water plant.	42%	Steel fixing and Casting of the pipe bridge and Civil works on the main regional waste water plant. Testing of the pipes on the outfall sewer east of the pipe bridge.	Progress report, Meeting Minutes and attendance register

Project Name	Activities	Project Description	Opex /Capex	Ward No.	MTRF(R) Budget	Source of Funding	QUARTERLY PROJECT IMPLEMENTATION MILESTONES						Portfolio of Evidence			
							Quarter 1 (Jul-Sep 23)		Quarter 2 (Oct-Dec 23)		Quarter 3 (Jan - Mar 24)			Quarter 4 (Apr - Jun 24)		
							Percentage (%)	Target Description	Percentage (%)	Target Description	Percentage (%)	Revised 3rd Quarter Target		Percentage (%)	Revised 4th Quarter Target	
CWP_16	Polokwane Bulk Water Supply	Construction of Water Treatment works, Commissioning and equipping of boreholes. Upgrading of bulk line, Upgrading of booster PS	Capital	City, Seshego, Mankweng	2023/24	RBIG	85%	Pressure testing of pipeline and pump houses. Construction of WTWs	95%	Completion of pipeline and pump houses. Construction of WTWs	99%	Construction of WTWs	100%	Completion of WTW	Progress report, Close out Report, Meeting Minutes and attendance register, Completion Certificate	
CWP_17	Sewer Combination Trucks/Super Suckers	Purchasing of Sewer Combination Trucks/Super Suckers	Capital	All	2 383 534	CRR	50%	Procurement of Service Provider	50%	Delivery of the Sewer Combination Truck	N/A	N/A	N/A	N/A	Bid Document, Appointment Letter & Delivery Note	
CWP_18	Aganang RWS (2)	New Borehole development and Electrification. New bulk supply line from BH to Res. New reticulation with RDP (standard) Stand Pipes. (Mankai and Rammetloana, villages)	Capital	43 & 45	17 289 771	IUDG	50	Pipe Laying, Borehole Equipping	75	Storage, Yard connections	100	Pipe Testing, Electrification of Boreholes	100	Completion Certificate, Minutes of progress meetings	Completion Certificate, Minutes of progress meetings	
CWP_19	Aganang RWS (3)(Ramalepa, Meshamalie, Makgodu, Mars)	Equipping of New Borehole at Meshamalie Village. Construction of raising main, and Construction of gravity main, reticulation pipelines, 300 KL Steel tank on 10m high stand, 578 Yard Connections	Capital	40, 41, 42, 43, 44 & 45	26 086 957	WSIG	1	Planning (PDR, DCR & Tender Document)	25	Pipe Laying, New Storage	50	Pipe Laying, Yard Connections	100	Completion Certificate, Minutes of progress meetings	Completion Certificate, Minutes of progress meetings	
CWP_20	Bakone RWS (2)	Borehole development and Electrification. New bulk supply line from BH to Res. New reticulation with RDP (standard) Stand Pipe	Capital	40, 41, 42, 43, 44 & 45	13 652 174	WSIG	5%	Approval of Technical report and Business plans. Development of designs, appointment of contractor	25%	Site establishment New bulk supply line from BH to Res	85%	Reticulation and yard connections	100%	Technical report recommendation, PDR, DCR, Progress report, Meeting Minutes and attendance register	Technical report recommendation, PDR, DCR, Progress report, Meeting Minutes and attendance register	
CWP_21	Thakgaleang Rural Sanitation Phase 1	Construction of ventilated pit latrines	Capital	37	10 000 000	WSIG	70%	Construction of VIP Toilets	100%	Completing of Construction of VIP Toilets	N/A	N/A	N/A	Progress report, Close out Report, Completion Certificate	Progress report, Close out Report, Completion Certificate	
CWP_22	Kalkspruit Water Supply (Aganang Ward 42)	Equip and commission boreholes. Supply and install package plant. Refurbish concrete reservoirs. Supply and install steel tank, Rising main, Reticulation pipeline, Yard connections	Capital	Ward 42	2 847 826	WSIG	10%	Appointment of Contractor and site establishment	50%	Reticulation pipelines and refurbishment of reservoirs	95%	Equipping of boreholes and erection of steel tank and riser	N/A	N/A	Progress report, Close out Report, Completion Certificate	Progress report, Close out Report, Completion Certificate
CWP_23	Mashashane Water Works	Upgrade of Mashashane Waterworks to 6.0 M/day	Capital	40	12 068 957	IUDG	50	Pipe Laying, Borehole Equipping	75	Pipe Laying, New Storage	100	Pipe Testing, Electrification of Boreholes	N/A	N/A	Completion Certificate, Minutes of progress meetings	Completion Certificate, Minutes of progress meetings
CWP_25	Installation of Prepaid Water Meters at Mankweng ward 25 and 26	Installation of Prepaid Water Meters at Mankweng ward 25 and 26	Capital	ward 25 and 26	1 489 708	CRR	30%	Appointment of CLO and Local labourers. Installation of Prepaid meters and paining.	60%	Installation of Prepaid meters and paining.	90%	Installation of Prepaid meters and paining.	100%	Installation of Prepaid meters and paining.	Invoices, Progress report, Minutes and water meter change forms	
ENERGY SERVICE PROJECTS																
CWP_26	Installation of Solar Street lights along Matlala road	Installation of Solar Street lights along Matlala road	Capital	Ward 08, 19	2 000 000	CRR	10%	SCM Processes	30%	Appointment, procurement of Materials	60%	Execution	100%	Project completion	Advert, appointment, emails, payment certificates, minutes of meetings	
CWP_27	Installation of street lights along Nelson Mandela Drive from Ex 74 Robots to Seshego Circle Mall (Iesto main route), (Ex 44 to Mahlaku a phaahla, Dahl Cemetery, R71 at Nobody first intersection from town, Mamadimo part)	Installation of Street Lights along Nelson Mandela Drive (Both sides) to Seshego from Ex 74 Robots to Seshego Circle Mall (Iesto main route), (Ex 44 to Mahlaku a phaahla, Dahl Cemetery, R71 at Nobody first intersection from town, Mamadimo part)	Capital	Ward 08, 11, 14, 12, 17, 37, 23	2 000 000	CRR	10%	SCM Processes	30%	Appointment, procurement of Materials	60%	Execution	100%	Project completion	Advert, appointment, emails, payment certificates, minutes of meetings	
CWP_29	Installation of High Mast lights (Rural Areas)	Installation of 5 x Apollo lights (Rural Areas)	Capital	3, 6, 27, 31, and 34	5 500 000	CRR	10%	Specification and tendering process	20%	Appointment, procurement of Materials	30%	Execution	100%	Delivery and installation of equipment	Advert, appointment, emails, payment certificates, minutes of meetings	
CWP_30	Upgrade SCADA and RTU	Upgrade SCADA and RTU	Capital	City	4 000 000	CRR	10%	Specification and tendering process	20%	Appointment, procurement of Materials	30%	Execution	100%	Delivery and installation of equipment (Phase 1)	Advert, appointment, emails, payment certificates, minutes of meetings	
CWP_31	Install New Bakone to IOTA 66KV double circuit GOAT line	Planning design and construction of double 66kv goat line from Bakone to IOTA sub 14 km	Capital	11, 12, 13, 14, 17, 37	20 000 000	CRR	15%	Finalising servitudes and appointment of service provider	20%	Appointment of service provider	35%	Ordering and manufacturing the equipment	100%	Delivery and installation of equipment. Complete Phase 1	Advert, appointment, emails, payment certificates, minutes of meetings	
CWP_32	Plant and Equipment	Buy new plant and equipment for artisan and Technicians	Capital	municipal wide	1 500 000	CRR	10%	Specification and tendering process	20%	Appointment of service provider	35%	Ordering and delivery of the equipment	100%	Delivery of equipment	Advert, appointment, emails, payment certificates, minutes of meetings	
CWP_33	Design and Construction of New Pietersburg 11kv substation	Design and construct 11KV switching station for New Pietersburg area	Capital	8, 14, 19	5 000 000	CRR	50%	Installation of cable and RMU	80%	Installation of cable and RMU. Completion of the project	100%	Supply cables, RMU line constructed and substation fence completed	N/A	N/A	Advert, appointment, emails, payment certificates, minutes of meetings	
CWP_34	Design and construction 66KV Distribution substation Matlala	Design and construction 66KV Distribution substation Matlala	Capital	Matlala substation	24 548 068	CRR	15%	Specification and tendering process	30%	Appointment of service provider and onering of materials	60%	Civil works completed	100%	Civil works 100% completed (phase 1)	Allocation of work, appointment letter, emails, minutes of meetings, payment	
CWP_35	Design and construct 66KV line between Alpha and Matlala substations	Design and construction 66KV double circuit Goat from Alpha Distribution to Matlala substation	Capital	between Alpha and Matlala substations	1 000 000	CRR	20%	Appointing consultant	50%	Negotiating servitudes and doing design of the line.	75%	Negotiating servitudes and doing design of the line.	100%	Finalising servitudes and detailed designs	Allocation of work, appointment letter, emails, minutes of meetings, payment	
CWP_35	Cherry Pickers x 5	Procuring of fleet Cherry Pickers x 5 (1 of 22.5m in 2023/2024 and 4 12.5m in other years)	Capital	Municipal wide	2 500 000	CRR	15%	Specification and tendering process	20%	Appointment of service provider	40%	Ordering and manufacturing the equipment	100%	Delivery of equipment	Allocation of work, appointment letter, emails, minutes of meetings, payment	
CWP_38	Refurbishing of overhead networks in Ivydale	Refurbishing of overhead networks in Ivydale	Capital	Ward 22	1 500 000	CRR	20%	Refurbishment of overhead lines as per the design	40%	Refurbishment of overhead lines as per the design	60%	Refurbishment of overhead lines as per the design	100%	Refurbishment of overhead lines as per the design	Refurbishment of overhead lines as per the design, emails, minutes of meetings, payment	

Project Name	Activities Project Description	Opex (Capex)	Ward No.	MTRFR Budget 2023/24	Source of Funding	QUARTERLY PROJECT IMPLEMENTATION MILESTONES				Portfolio of Evidence					
						Quarter 1 (Jul-Sep 23) Target Description Percentage (%)	Quarter 2 (Oct-Dec 23) Target Description Percentage (%)	Quarter 3 (Jan-Mar 24) Target Description Percentage (%)	Quarter 4 (Apr-Jun 24) Target Description Percentage (%)						
CWP_39	Energy Efficient Demand Side Management	Capital	Municipal Wide	4 000 000	EEDSM	20%	Appoint service provider, design and procurement of equipment	30%	Execution	60%	Project completion	1000%	Completion of the project	allocation of work, appointment letter, emails, minutes of meetings, payment certificates, minutes of meetings	
CWP_40	Install New Bakone to IOTA 66KV double circuit GOAT line (2)	Capital	11,12,13, 14,17,37, 19,20,21,22,23	12 000 000	IUDG	15%	Finalising servitudes and appointment of service provider	30%	Specification and tendering process	60%	ordering of materials and equipments	100%	Delivery and installation of equipment. Complete Phase 1	Advert, appointment, emails, payment certificates, minutes of meetings	
CWP_41	Electrification of Urban household's in Seshogo Zone 8 Extension 133 (Phase 2 and phase 3)	Capital	13, Seshogo Zone 8 Extension 133	17 161 000	INEP	10%	SCM processes	30%	appointments and ordering of materials	60%	Execution	100%	Completion of project	Advert, appointment, emails, payment certificates, minutes of meetings	
CWP_42	Electrification of Urban household's in Seshogo Zone 8 Extension Phase 2	Capital	13, Seshogo Zone 8 Extension	1 500 000	CRR	10%	SCM Processes	30%	Appointment and ordering of Material	60%	Execution	100%	completion of project	Advert, appointment, emails, payment certificates, minutes of meetings	
CWP_43	Retrofit Street Lights in the Municipal area with Solar lights	CAPEX	Main City Entrances (Landros Mare Street)	2 000 000	CRR	10%	SCM Processes	30%	Designs of the PV system	60%	Advert and appoint on turn key (through consultant), order	100%	Execution and project completion	allocation of work, appointment, emails, payment certificates and minutes of meetings	
CWP_44	Retrofit high mast lights with Solar lights	Capital	Rural Clusters high mast lights	1 500 000	CRR	10%	SCM Processes	30%	Procurement process for appointment of service provider	60%	Execution	100%	Completion of project	Advert, appointment, emails, payment certificates, minutes of meetings	
ROADS AND STORM WATER PROJECTS															
CWP_45	Paving of AKI streets in RDP section SDA1 (Luthuli)	Capital	14	2 358 261	IUDG	10	planning	30	Appointment of contractor and establishment	60	Construction of road bed and selected layer	100	Construction of sub base, base and surfacing	allocation of work, appointment letter, emails, minutes of meetings, payment certificates	
CWP_46	Paving of internal ring roads to University road in Toronto	Capital	25	1 500 000	IUDG	10	planning	30	Appointment of contractor and establishment	60	Construction of road bed and selected layer	100	Construction of sub base, base and surfacing	allocation of work, appointment letter, emails, minutes of meetings, payment certificates	
CWP_47	Paving of internal streets in Mountain view	Capital	4	2 000 000	IUDG	10	planning	30	Appointment of contractor and establishment	60	Construction of road bed and selected layer	100	Construction of sub base, base and surfacing	allocation of work, appointment letter, emails, minutes of meetings, payment certificates	
CWP_48	Paving of internal streets at Mankgale, Ga Mokoatso to D4040 until Garakachi	Capital	4	6 086 957	IUDG	10	planning	30	Appointment of contractor and establishment	60	Construction of road bed and selected layer	100	Construction of sub base, base and surfacing	allocation of work, appointment letter, emails, minutes of meetings, payment certificates	
CWP_49	Upgrading of Arterial road in Ga Rampheri	Capital	4	5 217 391	IUDG	10	planning	30	Appointment of contractor and establishment	60	Construction of road bed and selected layer	100	Construction of sub base, base and surfacing	allocation of work, appointment letter, emails, minutes of meetings, payment certificates	
CWP_50	Upgrading of access Roads from Ga Thaba in Molepo, Chuene, Maja cluster	Capital	2	5 956 622	IUDG	10	planning	30	Appointment of contractor and establishment	60	Construction of road bed and selected layer	100	Construction of sub base, base and surfacing	allocation of work, appointment letter, emails, minutes of meetings, payment certificates	
CWP_51	Rehabilitation of Crescent and Orient drive in Nirvana	Capital	19	2 096 957	IUDG	10	planning	30	Appointment of contractor and establishment	60	Construction of road bed and selected layer	100	Construction of sub base, base and surfacing	allocation of work, appointment letter, emails, minutes of meetings, payment certificates	
CWP_52	Rehabilitation of streets in Seshogo Cluster (Vukuphile)	Capital	11,12,13,14,17,37	368 041	CRR	10	planning	30	Appointment of contractor and establishment	60	Construction of road bed and selected layer	100	Construction of sub base, base and surfacing	allocation of work, appointment letter, emails, minutes of meetings, payment certificates	
CWP_53	Paving of internal streets in Seshogo Zone 1	Capital	13	5 320 921	IUDG	10	planning	30	Appointment of contractor and establishment	60	Construction of road bed and selected layer	100	Construction of sub base, base and surfacing	allocation of work, appointment letter, emails, minutes of meetings, payment certificates	
CWP_54	Paving of 54th and 58th avenue in Seshogo Zone 2	Capital	37	4 347 826	IUDG	10	planning	30	Appointment of contractor and establishment	60	Construction of road bed and selected layer	100	Construction of sub base, base and surfacing	allocation of work, appointment letter, emails, minutes of meetings, payment certificates	
CWP_55	Paving of 67th, 76th, 79th and 80th streets in Seshogo Zone 3	Capital	37	6 086 957	IUDG	10	planning	30	Appointment of contractor and establishment	60	Construction of road bed and selected layer	100	Construction of sub base, base and surfacing	allocation of work, appointment letter, emails, minutes of meetings, payment certificates	

Project Name	Activities Project Description	Open Capex	Ward No.	INTERF(R) Budget 2023/24	Source of funding	QUARTERLY PROJECT IMPLEMENTATION MILESTONES				Portfolio of Evidence
						Quarter 1 (Jul-Sep 23) Percentage (%)	Quarter 2 (Oct-Dec 23) Percentage (%)	Quarter 3 (Jan-Mar 24) Percentage (%)	Quarter 4 (Apr-Jun 24) Percentage (%)	
CWP_55	Paving of 57th street in Seshogo Zone 4	Capital	12	6 086 957	IUDG	10	30	60	100	allocation of work, appointment letter, emails, minutes of meetings, payment certificates
CWP_57	Paving of internal streets in Seshogo Zone 5	Capital	11	6 086 957	IUDG	10	30	60	100	allocation of work, appointment letter, emails, minutes of meetings, payment certificates
CWP_58	Paving of internal street from the hostel to Oliver Tambo road in Seshogo Zone 6	Capital	37	6 086 957	IUDG	10	30	60	100	allocation of work, appointment letter, emails, minutes of meetings, payment certificates
CWP_59	Paving of internal street connecting 137th and Helen Joseph roads in Seshogo Zone 8	Capital	11	8 986 522	IUDG	10	30	60	100	allocation of work, appointment letter, emails, minutes of meetings, payment certificates
CWP_60	Refurbishment of Damaged Road signage in the City	Capital	City Cluster	346 471	CRR	25	50	75	100	allocation of work, appointment letter, emails, minutes of meetings, payment certificates
CWP_61	Upgrading of road from Mhlonong to Kalkspruit	Capital	40,42	5 217 391	IUDG	10	30	60	100	allocation of work, appointment letter, emails, minutes of meetings, payment certificates
CWP_62	Upgrading of road from Moyoaneng to Lonsdale	Capital	45 & 35	4 347 826	IUDG	10	30	60	100	allocation of work, appointment letter, emails, minutes of meetings, payment certificates
CWP_63	Paving of streets in Molejile Cluster (ward 35) (Paving of internal street in Ga Rankhuwe)	Capital	(ward 35)	5 000 000	IUDG	10	30	60	100	allocation of work, appointment letter, emails, minutes of meetings, payment certificates
CWP_64	Paving of internal streets in Seshogo Cluster (Ward 14)	Capital	Ward 14	5 000 000	IUDG	10	30	60	100	allocation of work, appointment letter, emails, minutes of meetings, payment certificates
CWP_65	Paving of streets in SDA1 (Paving of Dwars Street Connecting ext 40 and 78, (Ward 06)	Capital	8	5 000 000	IUDG	10	30	60	100	allocation of work, appointment letter, emails, minutes of meetings, payment certificates
CWP_66	Paving of streets in Sabayeng/Dikgale Cluster (Paving of internal street at Madiga) (Ward 29)	Capital	Ward 29	5 000 000	IUDG	10	30	60	100	allocation of work, appointment letter, emails, minutes of meetings, payment certificates
CWP_67	Paving of streets in Mankweng Cluster (Paving of street in Motlaba tribal office and Paving of internal street from University road to Makenye primary school)	Capital	(Ward 7 and 24)	5 000 000	IUDG	10	30	60	100	allocation of work, appointment letter, emails, minutes of meetings, payment certificates
CWP_68	Paving of streets in Molepo/Maja Chuena Cluster (Paving of internal road Ga-Maja)	Capital	Ward 2	5 000 000	IUDG	10	30	60	100	allocation of work, appointment letter, emails, minutes of meetings, payment certificates
CWP_69	Paving of streets in Aganang Cluster (Paving of internal street at Ceres)	Capital	Ward 45	5 000 000	IUDG	10	30	60	100	allocation of work, appointment letter, emails, minutes of meetings, payment certificates
CWP_70	Paving of internal street in Gadikgale (Moshate)	Capital	Gadikgale (Moshate)	1 000 000	IUDG	10	30	60	100	allocation of work, appointment letter, emails, minutes of meetings, payment certificates
CWP_71	Upgrading of streets in Nirvana extension	Capital	19	4 000 000	IUDG	10	30	60	100	allocation of work, appointment letter, emails, minutes of meetings, payment certificates

Project Name	Activities Project Description	Opex /Capex	Ward No.	INTERF(R) Budget	Source of funding	QUARTERLY PROJECT IMPLEMENTATION MILESTONES								Portfolio of Evidence
						Quarter 1 (Jul-Sep 23)		Quarter 2 (Oct-Dec 23)		Quarter 3 (Jan - Mar 24)		Quarter 4 (Apr - Jun 24)		
						Percentage (%)	Target Description	Percentage (%)	Target Description	Percentage (%)	Target Description	Percentage (%)	Target Description	
CWP_72	Construction of Non-Motorised Transport Infrastructure in Polokwane	Capital	Ward 08, 38, 17, CBD	5 083 200	CRR	10	planning	30	Appointment of contractor and establishment	60	Construction of road bed and selected layer	100	Construction of sub base, base and paving	allocation of work, appointment letter, emails, minutes of meetings, payment certificates
CWP_73	Hospital view additional roads	Capital	17	5 243 321	NDPG	10	planning	30	Appointment of contractor and establishment	60	Construction of road bed and selected layer	100	Construction of sub base, base and paving	allocation of work, appointment letter, emails, minutes of meetings, payment certificates
CWP_74	Construction of Safe Hub at Seshogo	Capital	17	1 000 000	NDPG	10	planning	30	Appointment of contractor and establishment	60	Construction of road bed and selected layer	100	Construction of sub base, base and surfacing	allocation of work, appointment letter, emails, minutes of meetings, payment certificates
CWP_75	Construction of Nelson Mandela Bo-okele Dikou Crossing	Capital	17	12 181 015	NDPG	10	planning	30	Appointment of contractor and establishment	60	Construction of road bed and selected layer	100	Construction of sub base, base and surfacing	allocation of work, appointment letter, emails, minutes of meetings, payment certificates
CWP_76	Construction of 12x1200mm dia low level bridge linking Luthuli phase 1 and phase 2, parallel to Polokwane drive.	Capex	14	741 473	CRR	10	planning	30	Appointment of contractor and establishment	60	Construction of road bed and selected layer	100	Installation of pipes and back filling	allocation of work, appointment letter, emails, minutes of meetings, payment certificates
CWP_77	Lining of Earth 500m earth channel near Maseela Primary school	Capex	14	388 041	CRR	10	planning	30	Appointment of contractor and establishment	60	Construction of road bed and selected layer	100	Installation of pipes and back filling	allocation of work, appointment letter, emails, minutes of meetings, payment certificates
CWP_78	Paving of Cebo and Lemur streets in Westernburg RDP Section (Phase 2)	Capital	19	6 956 522	IUDG	10	planning	30	Appointment of contractor and establishment	60	Construction of road bed and selected layer	100	Construction of sub base, base and paving	allocation of work, appointment letter, emails, minutes of meetings, payment certificates
CWP_79	Relinquishment of Street Names Boards	Capital	City Cluster (08, 18, 20, 21, 22, 23, 38)	488 837	CRR	10	planning	30	Appointment of contractor and establishment	60	Construction of road bed and selected layer	100	Construction of sub base, base and paving	allocation of work, appointment letter, emails, minutes of meetings, payment certificates
CWP_80	Upgrading of access road in Ga Makgoba	Capital	33	5 217 391	IUDG	10	planning	30	Appointment of contractor and establishment	60	Construction of road bed and selected layer	100	Construction of sub base, base and surfacing	allocation of work, appointment letter, emails, minutes of meetings, payment certificates
CWP_81	Upgrading of road from Nobody Traffic circle to Moshale Mothapo	Capital	Ward 05, 06, 07, and 27	4 347 826	IUDG	10	planning	30	Appointment of contractor and establishment	60	Construction of road bed and selected layer	100	Construction of sub base, base and surfacing	allocation of work, appointment letter, emails, minutes of meetings, payment certificates
CWP_82	Completion of road from Phomolong to Makgwereing	Capital	7	3 478 261	IUDG	10	planning	30	Appointment of contractor and establishment	60	Construction of road bed and selected layer	100	Construction of sub base, base and surfacing	allocation of work, appointment letter, emails, minutes of meetings, payment certificates
CWP_83	Upgrading of road from Spitzkop to Segwasi	Capital	34	6 086 957	IUDG	10	planning	30	Appointment of contractor and establishment	60	Construction of road bed and selected layer	100	Construction of sub base, base and surfacing	allocation of work, appointment letter, emails, minutes of meetings, payment certificates
CWP_84	Upgrading of road from Tlibe to Marobala and Makgoba	Capital	33	5 217 391	IUDG	10	planning	30	Appointment of contractor and establishment	60	Construction of road bed and selected layer	100	Construction of sub base, base and surfacing	allocation of work, appointment letter, emails, minutes of meetings, payment certificates
CWP_85	Upgrading of Boshaga to Tshabela to Boyne Road	Capital	3	5 217 391	IUDG	10	planning	30	Appointment of contractor and establishment	60	Construction of road bed and selected layer	100	Construction of sub base, base and surfacing	allocation of work, appointment letter, emails, minutes of meetings, payment certificates
CWP_86	Upgrading of road from Silicom to Matobole	Capital	2	5 086 957	IUDG	10	planning	30	Appointment of contractor and establishment	60	Construction of road bed and selected layer	100	Construction of sub base, base and surfacing	allocation of work, appointment letter, emails, minutes of meetings, payment certificates
CWP_87	Upgrading of road from Maja Moshate to Feke	Capital	2	1 300 000	IUDG	10	planning	30	Appointment of contractor and establishment	60	Construction of road bed and selected layer	100	Construction of sub base, base and surfacing	allocation of work, appointment letter, emails, minutes of meetings, payment certificates

Project Name	Activities	Project Description	Opex /Capex	Ward No.	MTRF(R) Budget 2023/24	Source of funding	QUARTERLY PROJECT IMPLEMENTATION MILESTONES				Portfolio of Evidence				
							Quarter 1 (Jul-Sep 23) Percentage (%)	Quarter 2 (Oct-Dec 23) Percentage (%)	Quarter 3 (Jan-Mar 24) Percentage (%)	Quarter 4 (Apr-Jun 24) Percentage (%)					
CWP_88	Installation of Traffic Lights Within City CBD	Installation of Traffic Lights at Major Intersections Within City CBD	Capital	City CBD Seshago Mankweng	834 237	CRR	10	planning	30	Appointment of contractor and establishment	60	Construction of road bed and selected layer	100	Construction of sub base, base and surfacing	allocation of work, appointment letter, emails, minutes of meetings, payment certificates
CWP_89	Road Marking of all Municipal Road Network	Marking of All Municipal surfaced Tarred Road	Operational	City Cluster	3 000 000	CRR	5	Allocation of scope and site establishment	39	166	71	166	166	166	allocation of work, appointment letter, emails, minutes of meetings, payment certificates
D – ROADS PER WARD – (RURAL CLUSTERS)															
CWP_90	Upgrading of road D3432 from Ga-Mosi(Gilead road) via Sengatane to Cheberg(Ward 16)	Upgrading of road D3432 from Ga-Mosi(Gilead road) via Sengatane to Cheberg	Capital	16	2 600 000	IUDG	10	planning	30	Appointment of contractor and establishment	60	Construction of road bed and selected layer	100	Construction of sub base, base and surfacing	YES
CWP_91	Paving of road in ga Thokla from reservoir to Makanye 4034	Paving of road in ga Thokla from reservoir to Makanye 4034	Capital	27	2 000 000	IUDG	10	planning	30	Appointment of contractor and establishment	60	Construction of road bed and selected layer	100	Construction of sub base, base and surfacing	YES
CWP_92	Upgrading of arterial road in Tshwane from Taxi rank via Tshwane village to mamotshwa clinic(ward 30)	Upgrading of arterial road in Tshwane from Taxi rank via Tshwane village to mamotshwa clinic(ward 30)	Capital	30	6 086 957	IUDG	10	planning	30	Appointment of contractor and establishment	60	Construction of road bed and selected layer	100	Construction of sub base, base and surfacing	YES
CWP_93	Paving of internal street from Solomondale to D3997 (ward 32)	Paving of internal street from Solomondale to D3997 (ward 32)	Capital	32	3 478 261	IUDG	10	planning	30	Appointment of contractor and establishment	60	Construction of road bed and selected layer	100	Construction of sub base, base and surfacing	YES
CWP_94	Upgrading of road from Ga Mampahaka to Spitzkop (ward 34)	Upgrading of Arterial road and storm water infrastructure	Capital	34	5 217 391	IUDG	10	planning	30	Appointment of contractor and establishment	60	Construction of road bed and selected layer	100	Construction of sub base, base and surfacing	YES
CWP_95	Upgrading of road from Ralema primary school via Krukufje , Ga Minasehla, Mokgohoa to Molepo bottle store (ward 36)	Upgrading of road from Ralema primary school via Krukufje , Ga Minasehla, Mokgohoa to Molepo bottle store	Capital	36	4 347 626	IUDG	10	planning	30	Appointment of contractor and establishment	60	Construction of road bed and selected layer	100	Construction of sub base, base and surfacing	YES
CWP_96	Paving of internal street in Molejije Ga-Makhele to Hlahla mg road (ward 38)	Paving of internal street in Molejije Ga-Makhele to Hlahla mg road (ward 38)	Capital	38	3 478 261	IUDG	10	planning	30	Appointment of contractor and establishment	60	Construction of road bed and selected layer	100	Construction of sub base, base and surfacing	YES
CWP_97	Paving of Internal Street in Ga Ujane to D3363 (ward 40)	Paving of Internal Street in Ga Ujane to D3363 (ward 40)	Capital	40	4 347 626	IUDG	10	planning	30	Appointment of contractor and establishment	60	Construction of road bed and selected layer	100	Construction of sub base, base and surfacing	YES
CWP_98	Upgrading of arterial road D3355 from Monobwane to Matlala clinic(ward 41)	Upgrading of arterial road D3355 from Monobwane to Matlala clinic(ward 41)	Capital	41	5 652 174	IUDG	10	planning	30	Appointment of contractor and establishment	60	Construction of road bed and selected layer	100	Construction of sub base, base and surfacing	YES
CWP_99	Upgrading of arterial road in Magonwane village from road D3378 to road D19 (ward 42)	Upgrading of Arterial road and storm water infrastructure	Capital	42	3 478 261	IUDG	10	planning	30	Appointment of contractor and establishment	60	Construction of road bed and selected layer	100	Construction of sub base, base and surfacing	YES
CWP_100	Upgrading of arterial road D3383 in Selumong via Mahoai to Kgomo school(Ward 43)	Upgrading of arterial road D3383 in Selumong via Mahoai to Kgomo school	Capital	43	6 086 957	IUDG	10	planning	30	Appointment of contractor and establishment	60	Construction of road bed and selected layer	100	Construction of sub base, base and surfacing	YES
CWP_101	Upgrading of storm water system in municipal area (Vukuphile)	Upgrading of storm water system in municipal area	Capital	Municipal area	330 295	CRR	10	Allocation of scope and site establishment	25	25m	60	30m	100m	No	
CWP_102	Construction of Storm Water in Ga Semanya	Upgrading of Storm Water	Capital	38	3 378 261	IUDG	10	Allocation of scope and site establishment	25	50m	60	150	250	Yes	
CWP_103	Upgrading of Storm water Channel at Thutu Street at Seshago zone 4	Upgrading of Storm water Channel at Thutu Street at Seshago zone 4	Capital	12	869 565	IUDG	10	Allocation of scope and site establishment	25	25m	50	80m	160m	NO	
CWP_104	Construction of Storm water Canal in Seshago	Construction of Storm water Canal in Seshago	Capital	17	12 743 664	NDPG	10	planning	30	Appointment of contractor and establishment	60	setting up and Excavation and the construction of footing	100	Installation of pipes and back filling	YES
CWP_105	Upgrading of Storm Water in Seshago	Upgrading of Storm Water in Seshago	Capital	Ward 11,13	335 687	CRR	10	planning	30	Appointment of contractor and establishment	60	setting up and Excavation and the construction of footing	100	Installation of pipes and back filling	Yes
CWP_106	Upgrading of storm water in Poolewane ext. 76	Upgrading of storm water in Poolewane ext. 76	Capital	8	1 739 130	IUDG	10	planning	30	Appointment of contractor and establishment	60	setting up and Excavation and the construction of footing	100	Installation of pipes and back filling	No
CWP_107	Upgrading of Storm Water Storm Water in Steerpark, Flora Park, and Fauna Park	Upgrading of Storm Water in Steerpark, Flora Park, and Fauna Park	Capital	20,21	2 608 666	IUDG	2	planning	5	Appointment of contractor and establishment	10	setting up and Excavation and the construction of footing	20	Excavation of the main trench	Yes
City CBD Roads Repairs and Maintenance															
CWP_108	Rehabilitation of Bodenstern from Schoeman to Oost	Re-working the sub base, base then Asphalt	Capital	39	1 961 717	CRR	10	planning	30	Appointment of contractor and establishment	60	Milling of the surface and base	100	priming and resurfacing	Yes
CWP_109	Rehabilitation of Burger From Hospital to Suid	Re-working the sub base, base then Asphalt	Capital	39	1 875 000	CRR	10	planning	30	Appointment of contractor and establishment	60	Milling of the surface and base	100	priming and resurfacing	Yes
CWP_110	Rehabilitation of Harts Van Rensburg from Hospital to Suid	Re-working the sub base, base then Asphalt	Capital	39	1 875 000	CRR	10	planning	30	Appointment of contractor and establishment	60	Milling of the surface and base	100	priming and resurfacing	Yes

Project Name	Activities Project Description	Opex /Capex	Ward No.	MTER(FR) Budget 2023/24	Source of funding	QUARTERLY PROJECT IMPLEMENTATION MILESTONES								Portfolio of Evidence
						Quarter 1 (Jul - Sep 23) Percentage (%)	Quarter 2 (Oct-Dec 23) Percentage (%)	Quarter 3 (Jan - Mar 24) Percentage (%)	Quarter 4 (Apr - Jun 24) Percentage (%)	Quarter 1 (Jul - Sep 23) Target Description	Quarter 2 (Oct-Dec 23) Target Description	Quarter 3 (Jan - Mar 24) Target Description	Quarter 4 (Apr - Jun 24) Target Description	
CWP_111	Rehabilitation of Jorisen from Munnik ave to Daht	Capital	39	1 875 000	CRR	10	30	60	100	planning	Appointment of contractor and establishment	Milling of the surface and base	priming and resurfacing	Yes
CWP_112	Rehabilitation of Rabe from Oost to Bok (From Plain)	Capital	39	1 875 000	CRR	10	30	60	100	planning	Appointment of contractor and establishment	Milling of the surface and base	priming and resurfacing	Yes
CWP_113	Rehabilitation of Mchala From Excision to Industrial	Capital	39	1 875 000	CRR	10	30	60	100	planning	Appointment of contractor and establishment	Milling of the surface and base	priming and resurfacing	Yes

Project Name	Activities	Project Description	Opex /Capex	Ward No.	MTEFR Budget	Source of funding	QUARTERLY PROJECT IMPLEMENTATION MILESTONES				Portfolio of Evidence					
							Quarter 1 (Jul-Sep 23)	Quarter 2 (Oct-Dec 23)	Quarter 3 (Jan - Mar 24)	Quarter 4 (Apr - Jun 24)						
							Percentage (%)	Target Description	Percentage (%)	Revised 3rd Quarter Target	Percentage (%)	Revised 4th Quarter Target				
CWP_114	Rehabilitation of Blaauwberg from Bulawayo to Dolort	Re-working the sub base, base then Asphalt	Capital	39	1 875 000	CRR	10	planning	30	Appointment of contractor and establishment	60	Milling of the surface and base	100	Milling of the surface and base	priming and resurfacing	Yes
CWP_115	Rehabilitation of Beryl from Veldspaat to Mangesiet	Re-working the sub base, base then Asphalt	Capital	39	1 875 000	CRR	10	planning	30	Appointment of contractor and establishment	60	Milling of the surface and base	100	Milling of the surface and base	priming and resurfacing	Yes
TRANSPORTATION SERVICES DIRECTORATE																
CWP_117	Upgrade & constr of Trunk route WP1	Construction of BRT lanes, rehab of mixed traffic lanes, construction of NMT, upgrading of storm water structures, street lighting, widening of bridge	Capital	8, 11, 13, 17, 19, 22, 29 & 39	29 500 000	PTNG	30	Light rehab, replacement of rubble blocks	80	Road markings, light rehab, replacement of rubble blocks, installation of UTC	100	Road markings, replacement of rubble blocks, installation of UTC	100	Road markings, replacement of rubble blocks, installation of UTC		Yes
CWP_118	widening of Sandriver bridge (trunk)	widening of Sandriver bridge/trunk	Capital	City	7 500 000	PTNG	62	Compl of concrete works on Piers & Abutments, Placing of beams, constr of deck	100	Compl of concrete works on bridge deck and walkways, surfacing & Road Markings	N/A	N/A	N/A	N/A	N/A	Yes
CWP_119	Relubrication of daytime layover facility	Relubrication of daytime layover facility	Capital	City	7 500 000	PTNG	50	Demolishing & cleaning, construction of ramps, installation of water line	95	Plumbing, tiling, painting, construction of ramps, installation of fire hydrant.	100	Reinstatement of paving, and finishing	100	Reinstatement of paving, and finishing		Yes
CWP_120	Construction of Bus station upper structure (general Joubert str)	Construction of Bus station upper structure (general Joubert str)	Capital	City	14 500 000	PTNG	90	Compl steel structure, aluminium frames, roofing, glazing, firewater stairs, ablution facility, installation of concrete paving and kerbing	100	Mechanical & electrical installations, finishing of abutment and precinct, amendment to surfacing levels for docking of buses, installation of kassal kerbs, branding and way-finding	N/A	N/A	N/A	N/A	N/A	Yes
CWP_121	Upgrade of transit mall	Upgrade of transit mall	Capital	City	6 800 000	PTNG	20	Procurement of service provider, installation of UTC	80	Installation of UTC	100	Completion of UTC	100	Completion of UTC		Yes
CWP_122	Dilou intersection	Dilou intersection	Capital	Ward no 13 & 17	3 500 000	PTNG	20%	Site Establishment, Clearing grubbing, Relocation of services, and Mass earthworks 50%.	40%	Mass Earthworks 50%, Roadbed 100%, Stormwater drainage system 100%, Subbase layers 40%.	65%	Selected layers 100%, Stormwater drainage system 100%, Subbase 70%, NMT 10%, Traffic Signals 95%	90%	Subbase 100%, Base 100%, Surfacing 100%, NMT 95%, Straightening 90%, Traffic Signals 95%		Yes
CWP_123	Construction of bus depot Civil works WP3	Construction of bus depot Civil works	Capital	11 Seshogo	16 000 000	PTNG	40	Compl of layer works, installation of kerbs and paving, excavation and installation of outfall stormwater.	85	Installation of paving, installation of outfall stormwater, installation of service sleeves	100	Completion of paving and finishing	100	Completion of paving and finishing		Yes
CWP_126	Construction & provision of Bus Depot Upper structure in Seshogo	Construction of Bus Depot workshop & guardhouse, provision of prefabricated offices & ablution facilities, fuelling and wash bay facilities	Capital	11	20 000 000	PTNG	10	Appointment of consultant, detail planning	20	Completion of planning, procurement of contractor	45	Site establishment, construction of platforms, foundations	70	Installation of services, brickworks, roofing, glazing, concrete works		Yes
CWP_128	Construction of Leeto Bus stations in Seshogo	Construction of Bus stations in Seshogo	Capital	13-Dec	5 500 000	PTNG	N/A	N/A	N/A	N/A	10	Appointment of consultant, concept design	50	Prelim & Detail designs		Yes
CWP_129	Walk in Centre	Renovation and conversion of the Mike's Kitchen building into a Leeto La Polokwane Customer 'Walk in Centre' rendering Customer Care Services to passengers.	Capital	39	6 600 000	PTNG	10	Appointment of design team, concept designs	20	Prelim & Detail designs, procurement of contractor	50	Site establishment, demolishing, cleaning, partitioning	100	Drywalling, brickworks, tiling, plumbing, mechanical & electrical installations, painting & finishing, furniture		Yes
CWP_130	Control Centre	Completion of Leeto Bus Control Center	Capital	20	3 200 000	PTNG	10	Appointment of design team, finalization of SOW, procurement of tender	60	Appointment of contractor, establishment, electrical & mechanical installation, installation of structural beams	100	Installation of carports and solar system & UPS, finishing of fire protection, reticulation, commissioning & COC			Yes	
CWP_131	Updating of Technical Operational Plan	Review of the Go-Live Phase 1A System & Operational Plan.	Operational	All wards	4 600 000	PTNG	15	Review Technical operational plan	40	Review Technical operational plan	25	Review of the Go-Live Phase 1A System & Operational Plan.	20	Review of the Technical	yes	
CWP_132	Updating of Business & Financial Plan	Updating of Business Model	Operational	All wards	3 000 000	PTNG	50	Submission of the Leeto La Polokwane Business Plan to the National Department of Transport	80	N/A	0%	N/A	50%	Preparation of the Leeto La Polokwane Business Plan to the National Department of Transport due in Feb 2024.	yes	



Project Name	Activities	Project Description	Opex /Capex	Ward No.	MTERF(R) Budget 2023/24	Source of funding	QUARTERLY PROJECT IMPLEMENTATION MILESTONES				Portfolio of Evidence			
							Quarter 1 (Jul-Sep 23)	Quarter 2 (Oct-Dec 23)	Quarter 3 (Jan - Mar 24)	Quarter 4 (Apr - Jun 24)				
							Percentage (%)	Target Description	Percentage (%)	Revised 3rd Quarter Target	Percentage (%)	Revised 4th Quarter Target		
CWP_133	Implementation of Marketing, Communications Strategy & Stakeholder Engagements	Undertaking of IRPTS Public Participation. Providing Maximum exposure to the IRPTS Brand & Name.	Operational	All wards	500 000	PTNG	10	Implementation of the Stakeholder and Customer Relationship Plan	20%	Implementation of the Stakeholder and Customer Relationship Plan	30%	Implementation of the Stakeholder and Customer Relationship Plan	yes	
CWP_134	Leelo la Plokwane Phase 1A Marketing, Promotion	Marketing and promotion to increase demand for the new PT Services	Operational	All Wards	3 000 000	PTNG	25	Implementation of the marketing communication strategy	25%	Implementation of the marketing communication strategy	25%	Implementation of the marketing communication strategy	yes	
CWP_135	Undertaking of Industry Transition	Engagements with affected Public Transport	Operational	All wards	7 600 000	PTNG	25%	10	75%	10	100%	10	yes	
CITY PLANNING & PROPERTY MANAGEMENT														
CWP_136	Township establishment at portion 151-160 of the Farm Sterkloop 688 LS. (Kingdom Park)	Township Establishment. Draft Layout Plan, MP1 resolution, Approved General Plan, Opening of a Township Register, Proclamation, 281 Ha	Capital	Ward 08 (next to extension 44)	662 690	CRR	16%	Approved General Plan	5%	Registration of Township	5%	Proclamation	N/A	Yes
CWP_137	Implementation of the ICM program (IUDF) Precinct Plan	Development of the Agro-Village concept at Dairmada and Kalkfontein farms	Capital	Ward 06 PDA 1	150 000	CRR	10%	Council Resolution and Close Up Report	N/A	N/A	N/A	N/A	YES	
CWP_138	Township Establishment for the Eco-estate at Game Reserve	Draft Layout Plan, LUM Approval, Approved General Plan, Opening of a Township Register, Proclamation	Capital	Ward 20 Urban edge development	700 000	CRR	5%	Inception Report	15%	Draft Scoping Report including detailed topographical Map, land rights enquiries and investigation reports.	5%	Final Scoping Reports	5%	Lodging of the Application with PM.
CWP_139	Mixed use development on the land adjacent to the Municipal Airport and Stadium (Portion 10 of farm Sterkloop 688LS)	Township establishment or subdivision and registration of different portion and associated land use rights	Capital	Ward 20 (Urban edge development)	700 000	CRR	5%	Inception Report	15%	Draft Scoping Report including detailed topographical Map, land rights enquiries and investigation reports.	5%	Final Scoping Reports	5%	Lodging of the Application with PM.
CWP_140	Upgrading of the R293 area Townships	Township de-establishment of R293 and Establishment through SPLUMA	Capital	Seshego, Sebayeng and Mankweng Townships	500 000	CRR	5%	Inception Report	15%	Draft Scoping Report including detailed topographical Map, land rights enquiries and investigation reports.	5%	Final Scoping Reports	5%	Lodging of the Application with PM.
CWP_141	Provision of short term engineering services for Bakone Malapa	Installation of sewage package plant, Water Storage tanks and Roads	Capital	Ward 03	8 695 652	IUDG	10%	Draft Design Report	15%	Detailed Design Report	10%	Tendering and Appointment of Contractors	15%	Site Handover
FACILITY MANAGEMENT AND INFRASTRUCTURE														
CWP_143	Civic Centre refurbishment	Refurbishment of Civic Centre building	Capital	39	1 000 000	CRR	25%	Waterproofing	50%	Fixing Ceiling at ICT section and North wing (Revenue and ICT)	75%	Fixing Ceiling at ICT section and North wing (Revenue and ICT)	100%	Job cards and Invoices
CWP_144	Renovation of offices	Upgrade municipal offices to meet the requirements for Occupational Certificates	Capital	Municipal Wide	500 000	CRR	25%	Installation of Water pressure pump and tanks for Maja and Sebayeng Satellite offices	100%	Installation of Water pressure pump and tanks for Maja and Sebayeng Satellite offices	N/A	N/A	N/A	Job cards and Invoices
CWP_147	Refurbishment of Municipal Public toilets	Replacement of existing sanitary fittings to Vandal proof sanitary ware. Removal and installation of new sanitary fittings, tiling, Electrical finishes, wall finishes and access control at: Checkers centre, SABC Park, Library Gardens, Excelsior Street, Taxi Rank, Hospital Park, Pick and Pay, Indian Centre, Bus Terminal, RSA(Dahl Street)	Capital		6 000 000	CRR	25%	Removal and installation of new sanitary fittings, tiling, Electrical finishes, wall finishes and access control at: Checkers centre, SABC Park, Library Gardens	50%	Removal and installation of new sanitary fittings, tiling, Electrical finishes, wall finishes and access control at: Excelsior Street, Taxi Rank, Hospital Park	75%	Removal and installation of new sanitary fittings, tiling, Electrical finishes, wall finishes and access control at: Pick and Pay, Indian Centre	100%	Removal and installation of new sanitary fittings, tiling, Electrical finishes, wall finishes and access control at: Bus Terminal, RSA(Dahl Street)
CWP_148	Refurbishment of Jack Botes Hall	Construction of ramps, waterproofing, Aircon plant replacement, electrical maintenance	Capital	39	1 500 000	CRR	25%	Waterproofing of concrete slabs	50%	Waterproofing of concrete slabs	75%	Fixing of exit doors and smoke ventilators	100%	Fixing of exit doors and smoke ventilators
CWP_150	Refurbishment Aganang Cluster offices	Plumbing, electrical, floor finishes, sanitary fittings replacement	Capital	Aganang Cluster	500 000	CRR	25%	Plumbing maintenance	50%	sanitary fittings replacement	75%	electrical, floor finishes	100%	Job cards and Invoices
CWP_151	Municipal Furniture and Office Equipments	Purchasing of office equipment's for staff personnel in Aganang	Capital	Municipal Wide	539 254	CRR	25%	Purchasing of office equipment's for staff personnel in Aganang	100%	Purchasing of office equipment's for staff personnel in Aganang	N/A	N/A	N/A	Job cards and Invoices
CWP_152	Fencing of New Council Chamber Precinct Area from VIC to the New Council Chamber	Fencing of New Council Chamber and Jack Botes Hall Precinct Area from VIC to the New Council Chamber	Capital	City CBD	1 500 000	CRR	25%	Fencing of New Council Chamber and Jack Botes Hall Precinct Area from VIC to the New Council Chamber	100%	Fencing of New Council Chamber and Jack Botes Hall Precinct Area from VIC to the New Council Chamber	N/A	N/A	N/A	Job cards and Invoices

Project Name	Activities Project Description	Opex (Capex)	Ward No.	MTERF(R) Budget 2023/24	Source of Funding	QUARTERLY PROJECT IMPLEMENTATION MILESTONES				Portfolio of Evidence
						Quarter 1 (Jul-Sep 23) Percentage (%) / Target Description	Quarter 2 (Oct-Dec 23) Percentage (%) / Target Description	Quarter 3 (Jan - Mar 24) Percentage (%) / Revised 3rd Quarter Target	Quarter 4 (Apr - Jun 24) Percentage (%) / Revised 4th Quarter Target	
CWP_163	Construction of Seshogo Municipal Cluster Offices	Capital	17	869 565	IUDG	25% Scoping report submission and approval	50% Preliminary design report submission and approval	75% Detail design report submission and approval. Submission of drawings at Building inspection for approval	100% Approval of drawings at Building inspection	Design reports, Drawings
ICT Projects										
CWP_154	Procurement of Laptops, PCs and Peripheral Devices	Capital	All Wards	536 295	CRR	25% 1 Quarterly Report	50% 1 Quarterly Report	75% 1 Quarterly Report	100% 1 Quarterly Report	Yes
CWP_155	Implementation of ICT Strategy	Capital	All Wards	286 883	CRR	N/A	N/A	50% 1 Quarterly Report, and Appointment Letter	100% Project Closure Report and Functionality Test Report	Yes
CWP_156	Network Upgrade	Capital	All Wards	417 118	CRR	N/A	N/A	50% 1 Quarterly Report, and Appointment Letter	100% Project Closure Report and Functionality Test Report	Yes
Fleet Management Projects										
CWP_157	2X security Panel van	Capital	All Wards	1 260 000	CRR	25% Submission of fleet specifications to SCM for advertisement/procurement process	25% Procurement of 2 x Panel van as per specifications	50% Delivery of ordered fleet in line with the needs and specifications	50% Delivery of ordered fleet in line with the needs and specifications	Delivery notices, Fleet analysis reports and technical fleet specification.
CWP_159	Acquisition of fleet - Refuse Trucks	Capital	All Wards	17 787 277	CRR	25% Submission of fleet specifications to SCM for advertisement/procurement process	25% Procurement of 4 x Refuse trucks as per specifications	50% Delivery of ordered fleet in line with the needs and specifications	50% Delivery of ordered fleet in line with the needs and specifications	Delivery notices, Fleet analysis reports and technical fleet specification.
SPORTS & RECREATION										
CWP_160	Grass Cutting equipment's	Capital	Municipal Wide	887 299	CRR	25% Specifications for tractor mounted slashers, Bush cutters, Hedge trimmer	50% Procurement of Equipments	75% Delivery of Equipment	100% Completion	Work order Delivery notes notes Invoica
CWP_161	EXT 44/78 Sports and Recreation Facility	Capital	8	6 086 957	IUDG	10% Construction of Grandstand	30% Changerooms	40% Mitigation for stormwater	50% Yes	
CWP_162	Construction of Sebayeng / Dikgale Sport Complex	Capital	Sebayeng / Dikgale Cluster (24, 29, 32, 30, 31, 33)	2 912 174	IUDG	10% Site Establishment and Construction	50% Guardhouse and Construction of Site, Borehole	25% Works Completion	100% Completed Scope of work	Yes
CWP_163	Upgrading of Mankweng Stadium-roadsworks	Capital	25	1 456 522	IUDG	20% Site Establishment and Commencement of Works	100% Works Completion	Completed	N/A	Yes
CWP_164	Procurement of fields maintenance equipment's machine, verti-drain machine and ride on lawn mower and tractor mounted blower mower	Capital	Municipal Wide	773 527	CRR	10% Specifications for Roller and Leaves Blower	90% Equipment procured	100% Delivery notes and Invoice	N/A	Yes
CWP_165	Procurement of Sports Fields Poles and Nets	Capital	Municipal Wide	741 473	CRR	15% Specifications	100% Delivery of Poles, and Netball Soccer Posts	N/A	N/A	Yes
CWP_167	Refurbishment of the City Swimming Pool	Capital	City CBD	446 813	CRR	30% Procure Paints and start painting of the facility	50% Procure Scum Channels	70% Removal of tree stumps and Paving	100% Projects completion	Yes
CWP_168	Refurbishment of the Nirvana Swimming Pool	Capital	19	1 112 218	CRR	20% Plant Room Refurbishment,	50% Refurbishment of pool (pipe connection)	80% Marbelling	100% Completion	Yes
CWP_169	Construction of Softball stadium in City Cluster	CAPEX	City Cluster	5 000 000	IUDG	70% Civil Works Completion	80% Mechanical and Electrical	95% Completion of Pitch and Fields	100% Projects completion	YES
CWP_170	Malepo Sports Complex	Capital	1,2,3,4,5	6 000 000	IUDG	85% Storm water Drainage, Athletics Track	100% Athletics Track	N/A	N/A	Yes Completion Certification
CULTURAL SERVICES										
CWP_171	Collection development -books	Capital	All wards	335 687	CRR	25% Purchase and delivery of 38 books	50% Purchase and delivery of 38 books	75% Purchase and delivery of 38 books	100% Purchase and delivery of 38 books	Requisition Orders; Delivery Notes
WASTE MANAGEMENT										

Project Name	Activities Project Description	Opex /Capex	Ward No.	INTERF(R) Budget	Source of funding	QUARTERLY PROJECT IMPLEMENTATION MILESTONES												Portfolio of Evidence
						Quarter 1 (Jul-Sep 23)			Quarter 2 (Oct-Dec 23)			Quarter 3 (Jan-Mar 24)			Quarter 4 (Apr-Jun 24)			
						Percentage (%)	Target Description	Percentage (%)	Target Description	Percentage (%)	Target Description	Percentage (%)	Target Description					
CWP_177	Extension of landfill site (Welleveden)	Capital	All wards	1 000 000	IUDG	25%	Issue license for the landfill	50%	Appointment of consultant for the implementation of the project	75%	Appointment of the contractor	100%	Implementation of the project	100%	Landfill license issued by LEDET Appointment letter			
CWP_178	240 litre bins	Capital	All wards	1 000 000	CRR	25%	Development of Bid Specification	50%	Advertisement	75%	Appointment of the service provider	100%	Supply and delivery	100%	Delivery notes and invoices			
CWP_179	6 69 M3 Skip containers	Capital	All wards	1 500 000	CRR	25%	Development of Bid Specification	50%	Advertisement of the project	75%	Appointment of the service provider	100%	Supply and delivery	100%	Delivery notes and invoices			
CWP_180	Planning of Ga. Maja transfer station, EIA, Drawing of plans	Capital	2	1 000 000	IUDG	25%	Appointment of consultant for planning of the project	75%	N/A	0%	N/A	100%	N/A	100%	Designs report Payment certificate			
CWP_181	Planning of Ga. Chuene transfer station EIA,	Capital	1	1 000 000	IUDG	25%	Appointment of consultant for planning of the project	75%	N/A	0%	N/A	100%	Designs EIA and Design and Invoices	100%	Designs report Payment certificate			
CWP_182	Construction of Molepo Transfer station	Capital	1,2,3,4,5	500 000	IUDG	25%	Designs finalised by Consultants	50%	Implementation of the project	75%	Implementation of the project	100%	Implementation of the project	100%	Designs Payment certificate			
CWP_183	Excavation, build tank, connect pipes, lay French drain	Capital	Mankweng Cluster	500 000	CRR	25%	Development of Bid Specification	50%	Advertisement of the project	75%	Appointment of the service provider	100%	Invoices	100%	Designs finalised by PMU for Contractor for CE grade projects			
CWP_184	Purchase of Educational and Awareness equipment (Portable folding tables, chairs, Gazebo, portable billboards, street poles flags, writing boards, posters)	Capital	20, 25	500 000	CRR	25%	Development of Bid Specification	50%	Advertisement of the project	75%	Appointment of the service provider	100%	Delivery of material	100%	Delivery notes and invoices			
CWP_185	No dumping Boards	Capital	All wards	500 000	CRR	25%	Development of Bid Specification	50%	Advertisement of the project	75%	Appointment of the service provider	100%	Delivery and completion	100%	Delivery notes and invoices			
CWP_187	Installation of CCTV cameras at the Welleveden and Aganang landfill sites (Ladanna and Webster transfer stations)	Capital	20 & 45	1 375 632	CCR	25%	Development of Bid Specification	50%	Advertisement of the project	75%	Appointment of the service provider	100%	Supply and delivery of the mobile bus	100%	Bid specification invoices			
Traffic & Licensing																		
CWP_188	Procurement of 2 x equipped mobile Bus	Capital	Municipal wide	1244318,4	CCR	25%	Development of Specifications	50%	Advertisement of the project	75%	Appointment of the service provider	100%	Delivery and payment	100%	Delivery note and invoice.			
CWP_189	Upgrading of City traffic & licensing centre	Capital	Municipal wide	3742696,15	CCR	25%	Site establishment	50%	Implementation of the project	75%	Implementation of the project	100%	Completion of phase one	100%	Phase 1 completion certificate, Payment certificate			
SAFETY & SECURITY SERVICES																		
CWP_188	Installation of CCTV cameras within the City CBD	Capital	39	798 306	CRR	25%	Issue work order/job card to the appointed service provider	100%	Delivery and installation of five (5) CCTV camera sets	n/a	n/a	n/a	n/a	n/a	Invoices and completion certificate			
CWP_189	Provision two way radios	Capital	All Clusters	249 138	CRR	100%	Issue work order/job card to the appointed service provider	100%	Delivery of forty (40) two-way radios	n/a	n/a	n/a	n/a	n/a	Invoice and delivery note			
CWP_190	Provision of Access Control Systems and equipment	Capital	All Clusters	500 000	CRR	25%	Submit specification to SCM for advertising	50%	Advertising and evaluation process	75%	Appointment of service provider	100%	Installation of Access control systems at three (3) Municipal sites	100%	Invoice and completion certificate			
CWP_191	Supply and delivery of mobile guard houses	Capital	All Clusters	328 947	CRR	25%	Submit specification to SCM for advertising	50%	Advertising and of the project	75%	Appointment of service provider	100%	Delivery of guard houses	100%	Invoice and delivery note			
CWP_192	Purchase of Firearms	Capital	All wards	200 000	CRR	25%	Submit specification to SCM for advertising	50%	Advertising of the project	75%	Appointment of service provider	100%	Delivery of fire arms	100%	Invoice and delivery note			
CWP_193	CCTV and Access control maintenance tool Kit	Capex	All wards	95 693	CRR	25%	Submit specifications to SCM for advertising	50%	Advertising of the project	100%	Delivery of CCTV & Access control maintenance tool Kit	n/a	n/a	n/a	Invoice and delivery note			
DISASTER MANAGEMENT & FIRE SERVICES																		
CWP_194	Acquisition of fire Equipment	Capital	23	673 956	CRR	25%	Develop bid specification for the projects	50%	Advertising of the project	75%	Appointment of service provider	100%	Delivery of the fire equipment	100%	Specification Invoice			
CWP_195	Miscellaneous equipment and gear/ Ancillary equipment	Capital	23	336 539	CRR	25%	Develop bid specification for the projects	50%	Advertising of the project	75%	Appointment of service provider	100%	Delivery of the ancillary equipment	100%	Specification invoice			

Project Name	Activities Project Description	Opex /Capex	Ward No.	INTER(R) Budget 2023/24	Source of Funding	QUARTERLY PROJECT IMPLEMENTATION MILESTONES				Portfolio of Evidence				
						Quarter 1 (Jul-Sep 23) Percentage (%)	Target Description	Percentage (%)	Target Description		Quarter 2 (Oct-Dec 23) Percentage (%)	Target Description	Percentage (%)	Target Description
CWP_196	Hydraulic equipment To extent response to fire and rescue incidents efficiently in all areas	Capital	23	1 821 842	CRR	25%	Develop bid specification for the projects	50%	Advertising of the project	75%	Appointment of service provider	100%	Delivery of the hydraulic equipment	Specification Invoice
CWP_198	Multipurpose branches Monitors To extent response to fire and rescue incidents efficiently in all areas	Capital	23	389 312	CRR	25%	Develop bid specification for the projects	50%	Advertising of the project	75%	Appointment of service provider	100%	Delivery of the multiple branches equipment	Specification Invoice
CWP_199	Rescue ropes/high angle Acquisition of rescue ropes/high angle set; To acquire 03 life safety rescue ropes	Capital	23	673 078	CRR	25%	Develop bid specification for the projects	50%	Advertising of the project	75%	Appointment of service provider	100%	Delivery of the high angle or ropes	Specification Invoice
CWP_201	Industrial Fire Fighting portable Pumps Acquisition of industrial firefighting pumps	Capital	23	715 838	CRR	25%	Develop bid specification for the projects	50%	Advertise and evaluate	75%	Appointment of service provider	100%	Delivery of industrial portable pump	Specification Invoice
ENVIRONMENTAL MANAGEMENT														
CWP_202	Refurbishment of Game Reserve facilities (Chalets, Lapas and Kudu huis)	Capital	20	1 500 000	CRR	25%	Painting of chalets and kudu house	50%	Tiling of chalets and kudu house	75%	Install kitchen units and wall wardrobes. Procurement of beds and linens.	100%	Repair thatch roof at Dries Lapa and 4 chalets. Replace steel roof at Kudu house	Invoices , pictures
CWP_203	Upgrading of municipal nursery Upgrading of municipal nursery	Capital	City	1 068 280	CRR	25%	Prepare Bid specifications	50%	Appointment of service provider	75%	Repair and replace shade net	100%	Repair glasshouse cooling system	Bid specifications, Appointment letters
CWP_204	Grass cutting equipment's Acquiring Of Grass Cutting Equipments	Capital	Municipal Wide	3 000 000	CRR	25%	issuing of works order	75%	procurement of grass cutting equipment	N/A	N/A	100%	Works order and invoices	
CWP_205	Greening programme Planting of street trees within the City	Capital	Municipal wide	1 178 267	IUDG	25%	issuing of works order	50%	Supply and delivery of trees	75%	planting of 500 trees	100%	Planting of 500 trees	Works order, invoices and pictures
CWP_206	Development of a regional parks in Rural Areas Development of a regional parks in Rural Areas	Capital	Municipal wide	1 528 856	IUDG	25%	Develop Bid specification	50%	Bid advertisement	75%	Appointment of Service provider to design a model of regional parks	100%	Submission of approved plans and design	Bid Specs, Appointment letter, designs

**SDBIP
APPROVAL**

<p>Approval by the Executive Mayor</p>	<p>This SDBIP is a management and implementation plan (and not a policy proposal) and is therefore not required to be approved by the Council. The approval of the SDBIP is a competency reserved for the Mayor of the Municipality in terms of Section 53 of the MFMA. The Municipal Manager becomes responsible for ensuring that the SDBIP is submitted to the Mayor within 28 days after the approval of the final IDP and Budget. The 2022/23 Final IDP and Budget of Polokwane Municipality was approved by Council on the 29 May 2023.</p>	
<p>Monitoring the Implementation of the SDBIP</p>	<p>Progress against the objectives set out in the SDBIP will be monitored and reported on a quarterly and annual basis as per the Approved PMS Policy and Framework.</p>	
<p>Signatures</p>	<p>SDBIP Compiled By:</p> <p> MS. T.L.P. NEMUGUMONI MUNICIPAL MANAGER POLOKWANE MUNICIPALITY</p> <p>SDBIP Approved By:</p> <p> CLLR M.J. MPE EXECUTIVE MAYOR POLOKWANE MUNICIPALITY</p>	<p><u>28/06/2023</u> DATE</p> <p><u>28/06/2023</u> DATE</p>